



# INFRASTRUCTURE APPENDIX B FIVE-YEAR PLANS



# *Amtrak*

## *Engineering Philadelphia to Washington Line SOGR 5 Year Plan*

*PW Line MP 0 – 136*

*NYP Line MP 56.7 – 87.7*

*Including all segments operated by Septa along NEC*

### *BCC Segments*

*13: MP 56.7 – 58.3 Amtrak/Septa*

*14: MP 58.3 – 77.2 Amtrak/Septa*

*15: MP 77.2 – 82.1 Amtrak/Septa*

*16: MP 82.1 – 87.7 Amtrak/Septa/NJT*

*17: MP 87.7 – 1.5 Amtrak/Septa/NJT*

*18: MP 1.5 – 2.7 Amtrak*

*19: MP 2.7 – 17.1 Amtrak/Septa*

*20: MP 17.1 – 51.0 Amtrak/DTC*

*21: MP 51.0 – 59.4 Amtrak*

*22: MP 59.4 – 135.0 Amtrak/MARC*

*23: MP 135.0 – 136.0 Amtrak/MARK/VRE*

### *Track Chart Key*

**FY 21**

**FY 22**

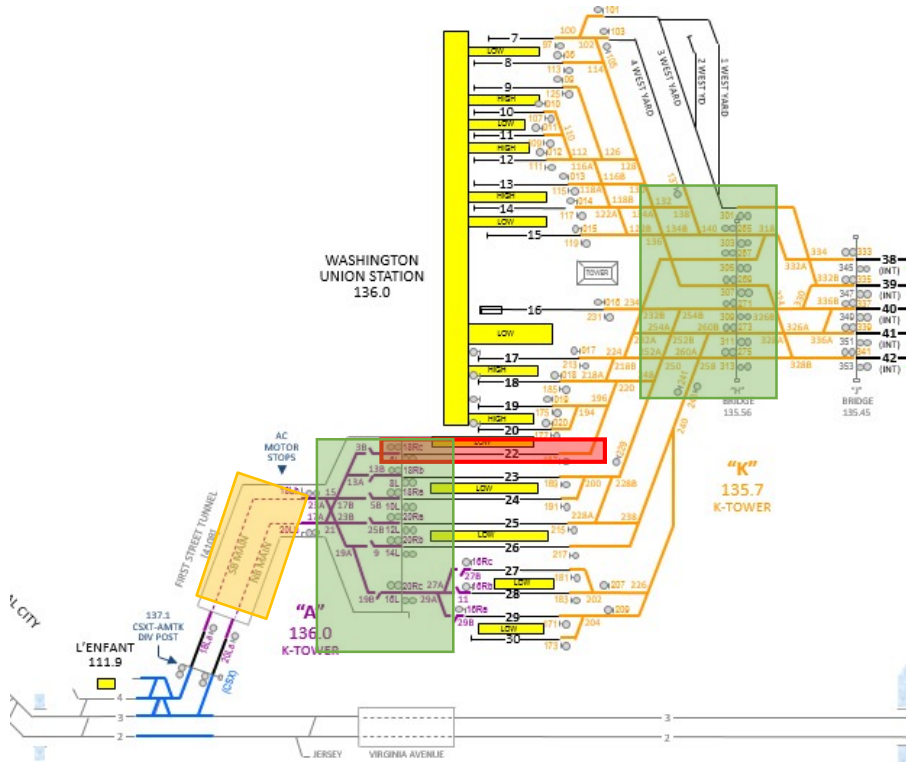
**FY 23**

**FY 24**

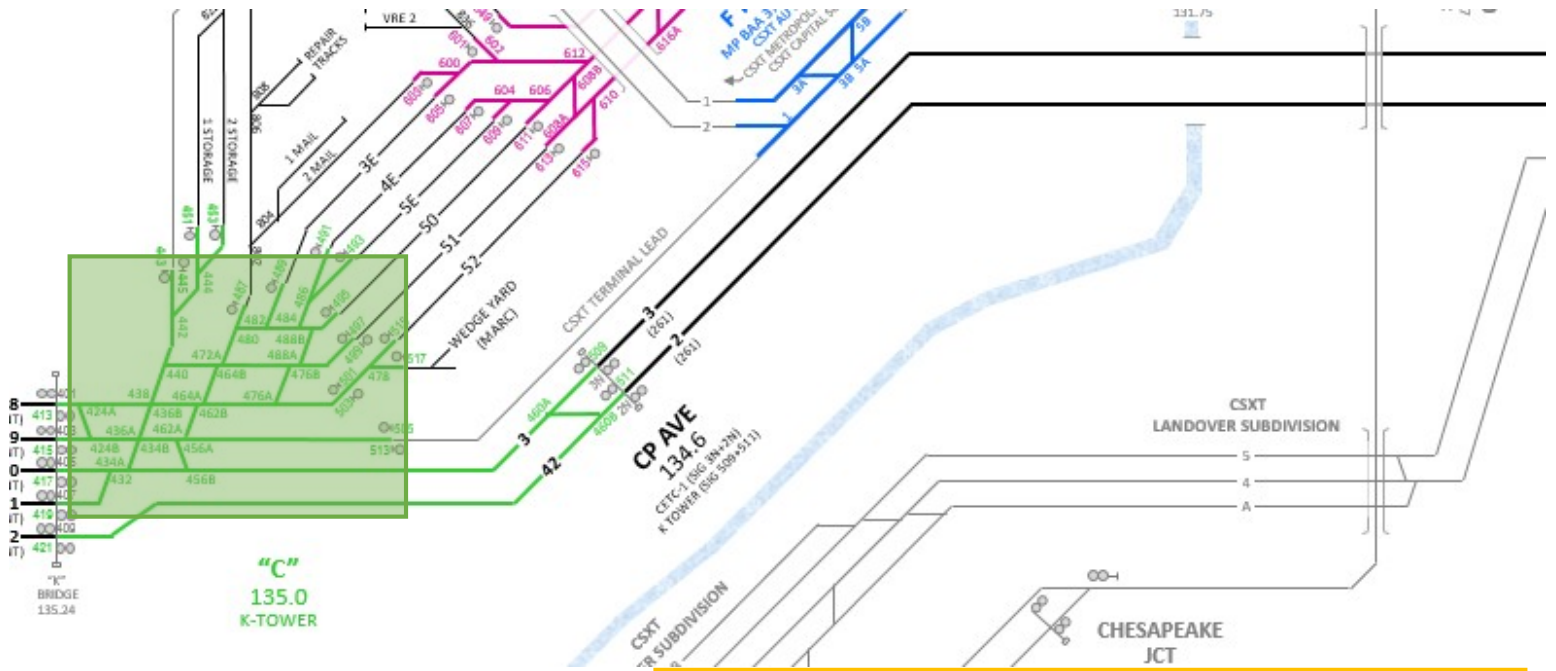
**FY 25**

The geographically specific Five-Year Plans contained herein were developed by Amtrak Engineering with input from internal and external stakeholders based on the information readily available related to scope, schedule, budget, manpower and equipment availability, as well as current condition of the infrastructure.

These plans are subject to change at the sole discretion of Amtrak.

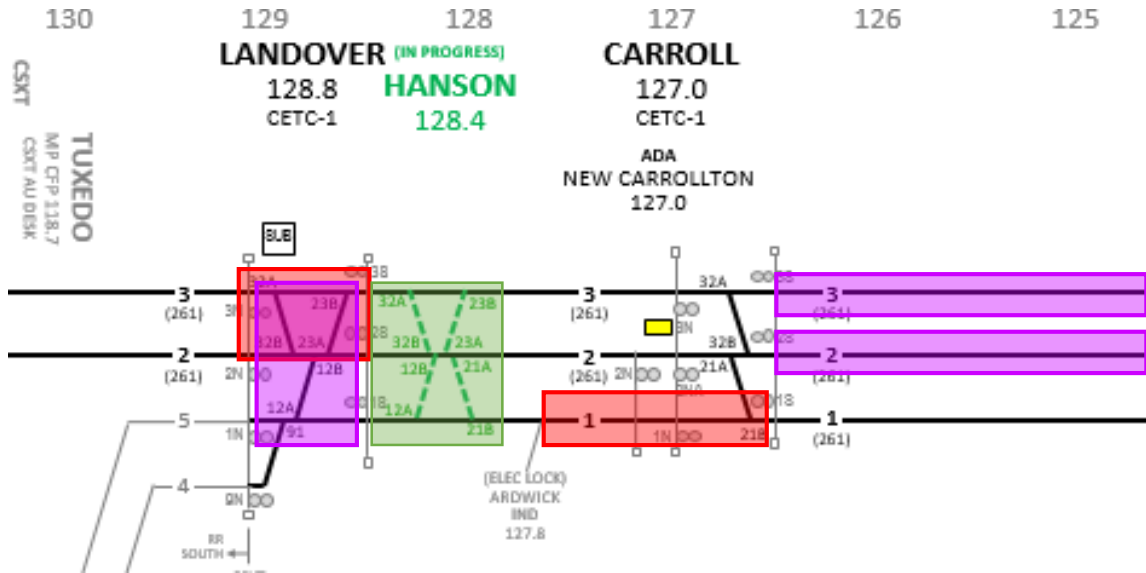


Sub Division	Sponsor	Task Name	Track OOS	MP Start	MP End	Fiscal Year	Resource Names
Washington	C&S	Washington Terminal Air to Electric Conversion - Multiple Houses Required		136	136	24	C&S Construction
Washington	Construction	First Street Tunnel		136	137	21, 22, 23	Contractor, Protection
Washington	Track	WUS Terminal Zero Defects		135.7	135.7	23	SES2
Washington	Construction	H Street Bridge		135.6		21, 22, 23	Contractor, Protection
Washington	Track	Washington Union Station Wood Ties	Terminal	135.2	136.8	21	Z192
Washington	C&S	K Tower Project (CTC)		135		21	C&S Construction
Washington	ET	Substation 25A Relocation		135		25-28	ET
Washington	C&S	Wye Bridge Control system		134.3		21	C&S Construction
Washington	BB	WAS Track 22 Rehabilitation	22	134	134	21	Contractor, Protection
Washington	C&S	DC to WIL Fiber Install		134	26.6	23	C&S Construction



Landover to CP Ave 562 Construction and Fiber Install

Sub Division	Sponsor	Task Name	Track OOS	MP Start	MP End	Fiscal Year	Resource Names
Washington	Track	WUS Terminal Zero Defects		135.7	135.7	23	SES2
Baltimore	C&S	Landover to CP Ave 562 Construction		128.6	134	22	C&S Construction
Baltimore	C&S	Landover to CP Ave Fiber Install		128.6	134	22	C&S Construction

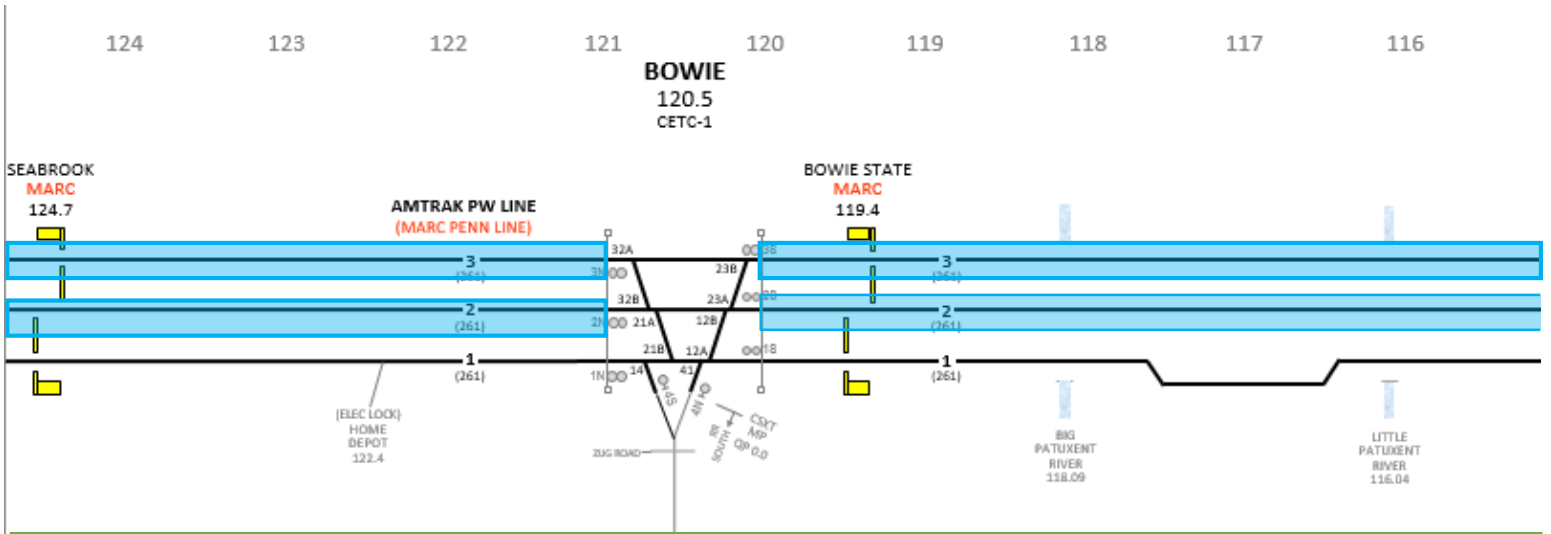


Landover to CP Ave 562 Construction and Fiber Install

Landover to Grove Clear Block Construction

Landover to Bowie 562 Construction

Sub Division	Sponsor	Task Name	Track OOS	MP Start	MP End	Fiscal Year	Resource Names
Baltimore	Track	Landover #23 and #32 XO's Timber Replacements	INRL	129.1		21	Z192
Baltimore	Track	Landover Interlocking Install		128.61	128.61	25	SES2
Baltimore	C&S	Landover to CP Ave 562 Construction		128.6	134	22	C&S Construction
Baltimore	C&S	Landover to CP Ave Fiber Install		128.6	134	22	C&S Construction
Baltimore	C&S	Landover to Grove Clear Block - Construction		128.6	112.1	23	C&S Construction
Baltimore	C&S	Landover Air to Electric Conversion		128.6	128.6	25	C&S Construction
Baltimore	Construction	New Hanson Interlocking Project		128		21	Protection
Baltimore	Station	New Carrollton NGHSR	1	127.24	128.61	21	Contractor, Protection
Baltimore	Track	Bowie to Carroll - TK 2 UNDR	2	120.5	127	25	Undercutter
Baltimore	C&S	Bowie to Landover 562 Construction		120.2	128.6	26	C&S Construction

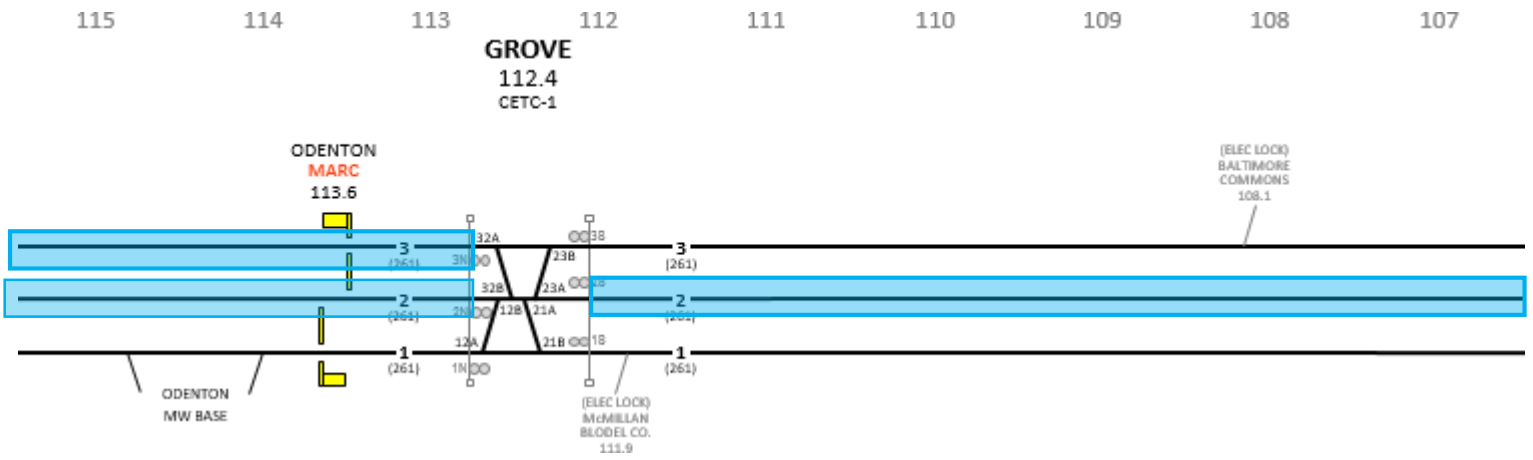


Landover to Grove Clear Block Construction

Landover to Bowie 562 Construction

Grove to Bowie 562 Construction

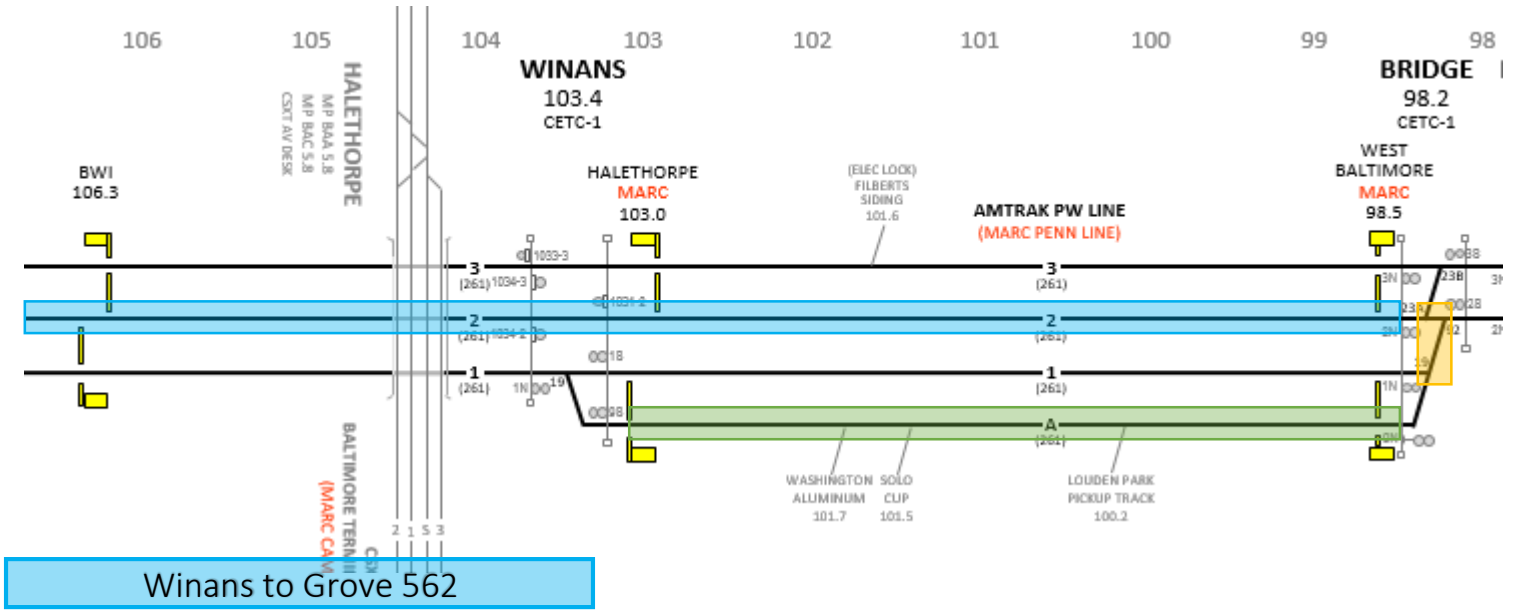
Sub Division	Sponsor	Task Name	Track OOS	MP Start	MP End	Fiscal Year	Resource Names
Baltimore	Track	Bowie to Carroll - TK 2 TLS	2	120.5	127	24	TLS
Baltimore	Track	Bowie to Carroll - TK 3 TLS	3	120.5	127	24	TLS
Baltimore	Track	Bowie to Carroll - TK 2 UNDR	2	120.5	127	25	Undercutter
Baltimore	C&S	Bowie to Landover 562 Construction		120.2	128.6	26	C&S Construction
Perryville	Track	Odenton Yard Install		113	133	21	ITS
Baltimore	Track	Grove to Bowie - TK 2 TLS	2	112.4	120.5	24	TLS
Baltimore	Track	Grove to Bowie - TK 3 TLS	3	112.4	120.5	24	TLS
Baltimore	Track	Grove to Bowie - TK 2 UNDR	2	112.4	120.5	24	Undercutter
Baltimore	C&S	Grove to Bowie 562 Construction		112.1	120.2	25	C&S Construction



Landover to Grove Clear Block Construction

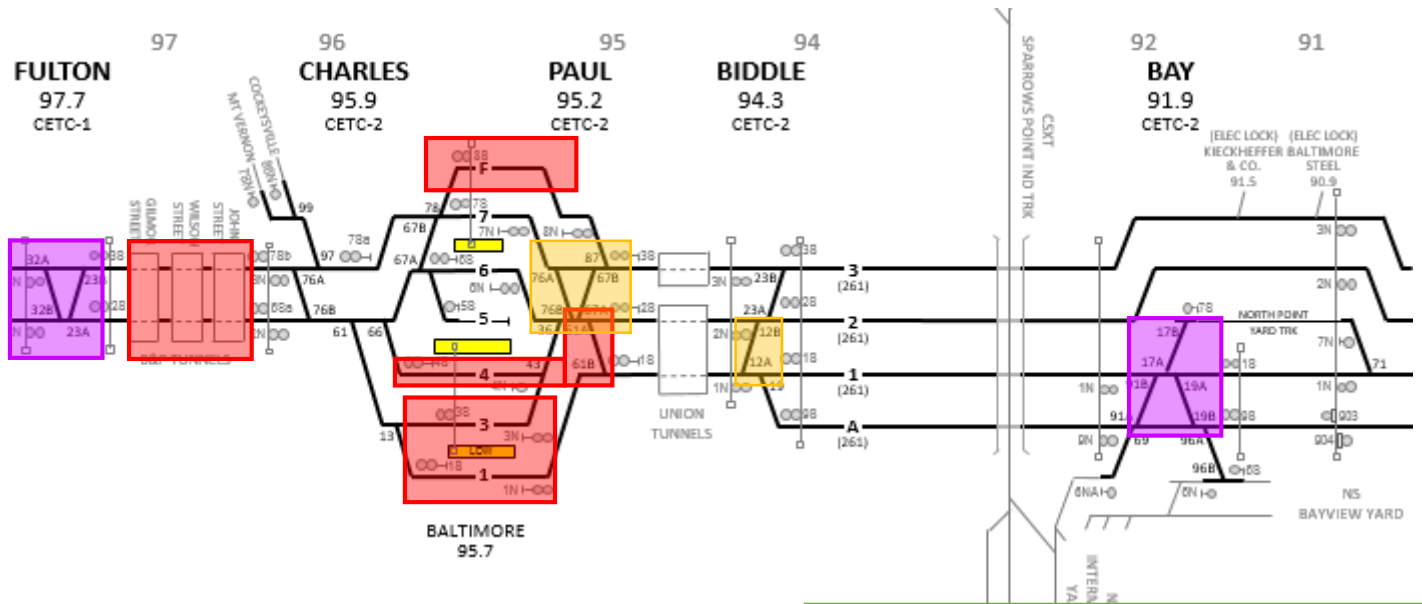
Grove to Bowie 562 Construction

Sub Division	Sponsor	Task Name	Track OOS	MP Start	MP End	Fiscal Year	Resource Names	Turnouts/Sidings
Baltimore	Track	Grove to Bowie - TK 2 TLS	2	112.4	120.5	24	TLS	
Baltimore	Track	Grove to Bowie - TK 3 TLS	3	112.4	120.5	24	TLS	
Baltimore	Track	Grove to Bowie - TK 2 UNDR	2	112.4	120.5	24	Undercutter	
Baltimore	C&S	Grove to Bowie 562 Construction		112.1	120.2	25	C&S Construction	
	Track	MP 104 to Grove - TK 2 TLS		104	112.4	24	TLS	
Baltimore	Track	MP 104.0 to Bridge TK 2 UNDR	2	104	98.2	24	Undercutter (deferred)	



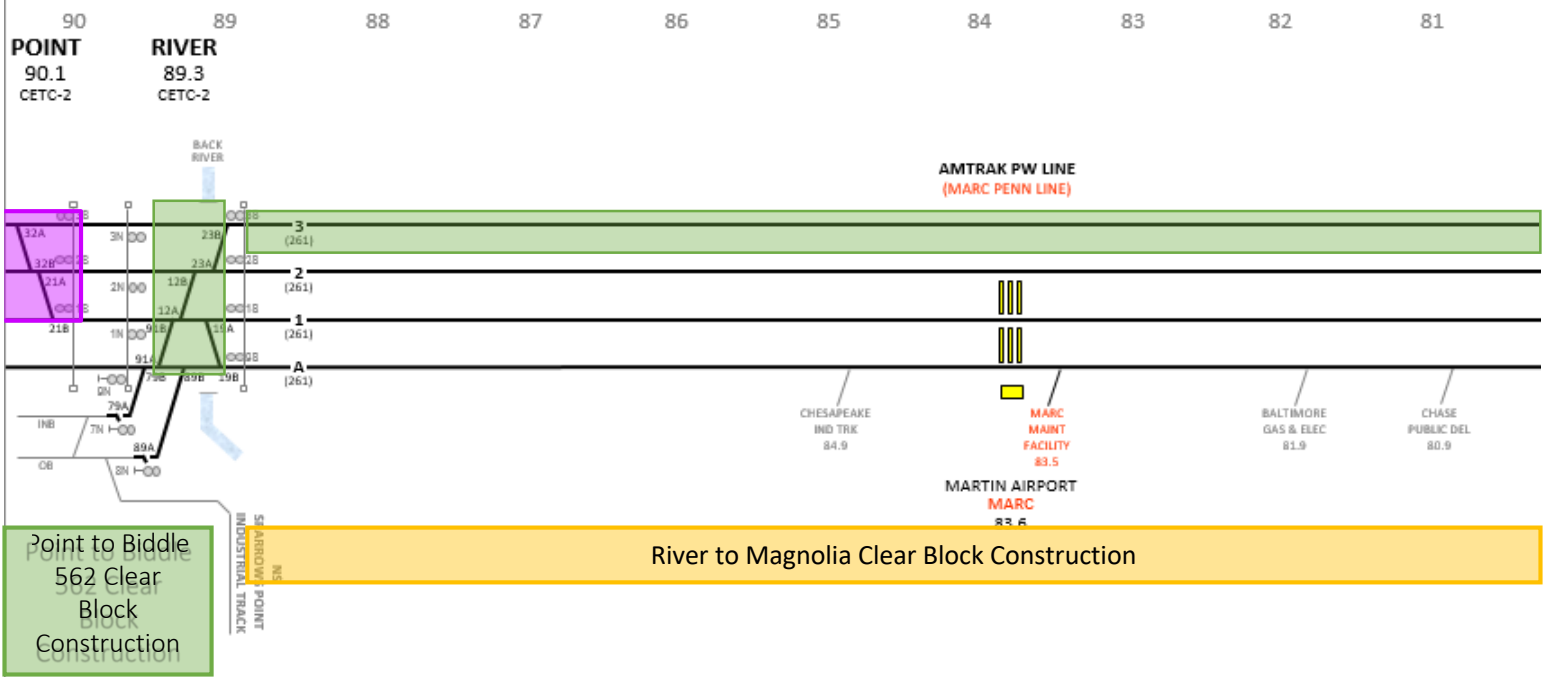
Sub Division	Sponsor	Task Name	Track OOS	MP Start	MP End	Fiscal Year	Resource Names	Turnouts/Sidings
	Track	MP 104 to Grove - TK 2 TLS		104	112.4	24	TLS	
Baltimore	Track	MP 104.0 to Bridge TK 2 UNDR	2	104	98.2	24	Undercutter (deferred)	
Baltimore	B&P	Winans to Bridge - TK A TLS	A	103.21	98.23	23	TLS	
Baltimore	B&P	Winans to Bridge - TK A UNDR	A	103.21	98.23	24	Undercutter	
Baltimore	C&S	Winans to Grove Fiber Install		103.2	112.1	22	C&S Construction	
Baltimore	C&S	Winans to Grove 562 - Construction		103.2	112.1	24	C&S Construction	



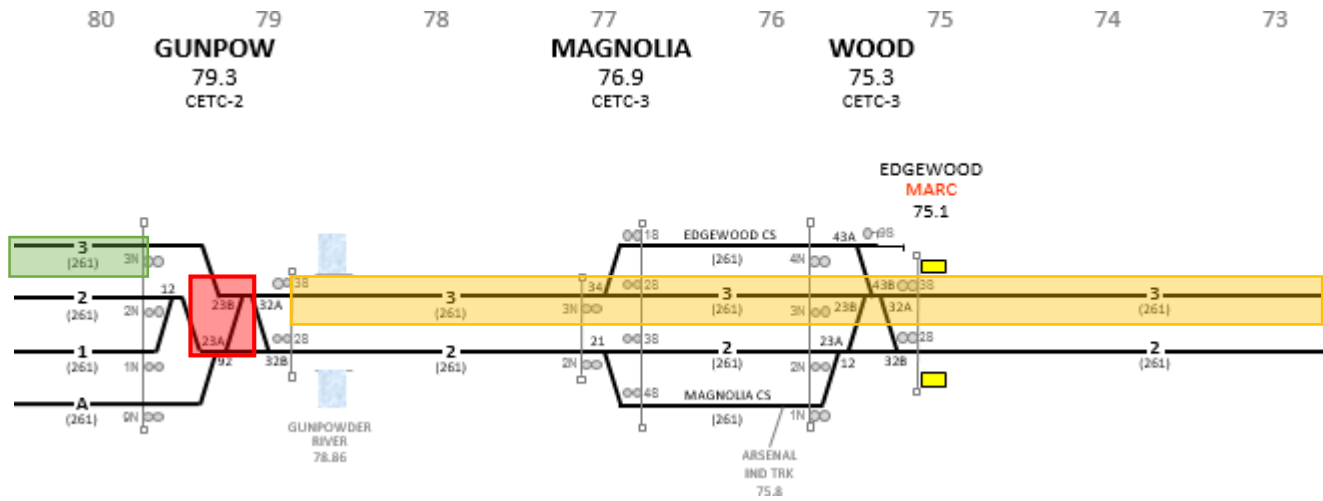


Point to Biddle 562 Clear Block Construction

Sub Division	Sponsor	Task Name	Track OOS	MP Start	MP End	Fiscal Year	Resource Names	Turnouts/Sidings
Baltimore		Fulton Interlocking Install		97.5	97.5	25	SES2	23XO, 32XO
Baltimore	C&S	Fulton Air to Electric Conversion - House Required		97.4	97.4	25	C&S Construction	
Baltimore	B&P	B&P Tunnel Block Ties	2	97	97	21 - 24	Contractor, Protection	
Baltimore	Construction	Baltimore NGHSR Project	1, 3, F	95.9	95.2	21 - 24	Contractor, Protection	
Baltimore	ET	B&P Signal Power Cable - Tunnel Bracket Replacement		95.9	97.7	21	ET	
Baltimore	Track	Baltimore Station Timber Replacement	4	95.5	95.5	21	Z192	
Baltimore	Track	Paul Interlocking Install		95.2	95.2	21	ITS	61A TO, 61B TO
Baltimore	C&S	Paul Air to Electric Conversion - House Required		95.2	95.2	22	C&S Construction	
Baltimore		Paul Interlocking Install Part 2		95.2	95.2	22	ITS	67XO, 87TO, 76XO, 36TO, 43TO
Baltimore		Biddle Interlocking Install		94.3	94.3	22	ITS	12XO, 19TO, 14TO, 23XO
Baltimore		Bay Interlocking Install		91.73	91.73	25		17 TO, 91 XO, 69 TO
Baltimore	C&S	Bay Air to Electric Conversion		91.7	91.7	25	C&S Construction	
Baltimore		Point Interlocking Install		90.1	90.1	25	SES2	32XO, 21XO, 71TO
Baltimore	C&S	Point to Biddle 562 Clear Block - Construction		89.9	94	23	C&S Construction	



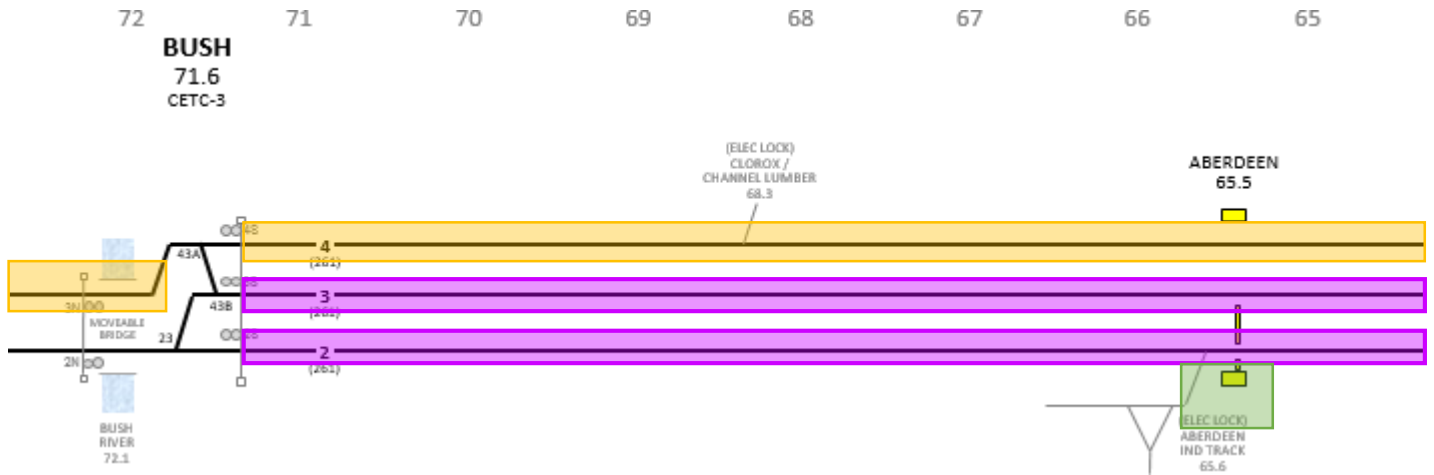
Sub Division	Sponsor	Task Name	Track OOS	MP Start	MP End	Fiscal Year	Resource Names	Turnouts/Sidings
Baltimore		Point Interlocking Install		90.1	90.1	25	SES2	32XO, 21XO, 71TO
Baltimore	C&S	Point to Biddle 562 Clear Block - Construction		89.9	94	23	C&S Construction	
Baltimore	C&S	Point Air to Electric Conversion - House Required		89.9	89.9	25	C&S Construction	
Baltimore		River Interlocking Install		89.13	89.67	23	SES2	19XO, 91XO, 23XO, 12XO, 89B, 79B
Baltimore	C&S	River Air to Electric Conversion - House Required		89.1	89.1	23	C&S Construction	
Baltimore	Track	Gunpow to River - TK 3 UNDR	3	79.73	89.13	23	Undercutter	
Baltimore	Track	Gunpow to River - TK 3 TLS	3	79.3	89.3	23	TLS	
Baltimore	C&S	Magnolia to River Clear Block - Construction		76.8	89.1	22	C&S Construction	



River to Magnolia Clear Block Construction

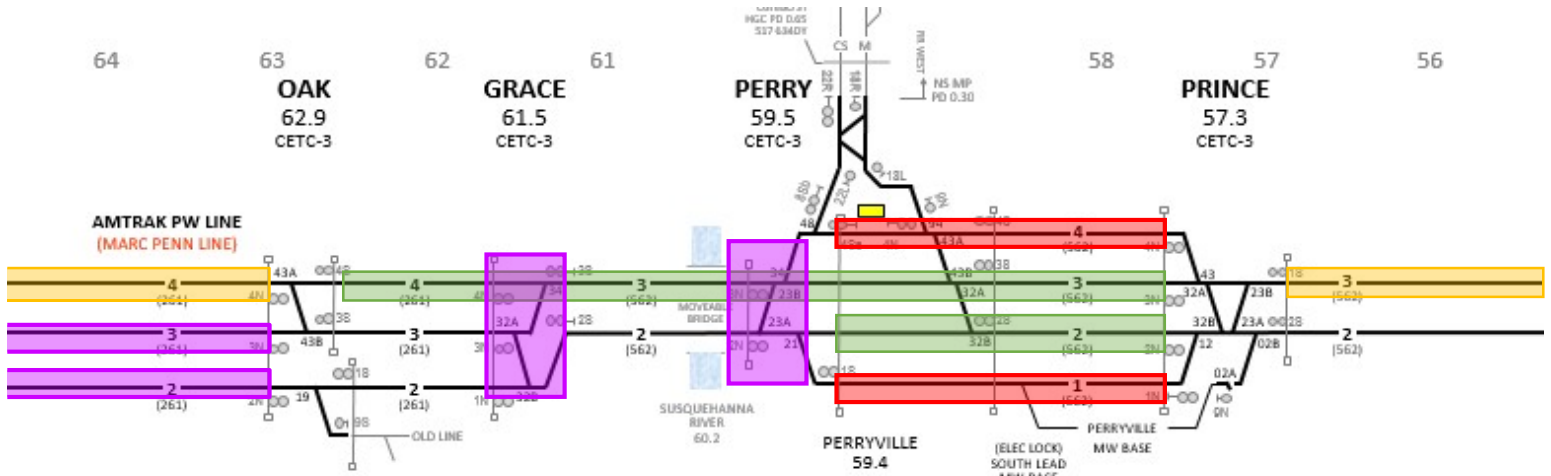
Bush to Magnolia Clear Block Construction

Sub Division	Sponsor	Task Name	Track OOS	MP Start	MP End	Fiscal Year	Resource Names	Turnouts/Sidings
Baltimore	Track	Gunpow to River - TK 3 UNDR	3	79.73	89.13	23	Undercutter	
Baltimore	Track	Gunpow to River - TK 3 TLS	3	79.3	89.3	23	TLS	
Baltimore	Track	Gunpow Interlocking Install		79.3	79.3	21	SES	23 XO
Baltimore	C&S	Magnolia to River Clear Block - Construction		76.8	89.1	22	C&S Construction	
Perryville	Track	Wood to Magnolia - TK 3 TLS	3	75.3	76.9	22	TLS	
Perryville	Track	Bush to Wood - TK 3 TLS	3	71.6	75.3	22	TLS	
Perryville	C&S	Bush to Magnolia Clear Block - Construction		71.4	76.8	21	C&S Construction	



Oak to Bush 562 Construction

Sub Division	Sponsor	Task Name	Track OOS	MP Start	MP End	Fiscal Year	Resource Names	Turnouts/Sidings
Perryville	Track	Bush to Wood - TK 3 TLS	3	71.6	75.3	22	TLS	
Perryville	C&S	Bush to Magnolia Clear Block - Construction		71.4	76.8	21	C&S Construction	
Perryville	Stations	Aberdeen Station		65.68	65.68	23	Contractor	
Perryville	Track	Oak to Bush - TK 4 TLS	4	63.1	71.45	22	TLS	Aberdeen
Perryville	Track	Oak to Bush - TK 2 UNDR	2	63.1	71.45	25	Undercutter	Aberdeen
Perryville	Track	Oak to Bush - TK 3 UNDR	3	63.1	71.45	25	Undercutter	MP 68.3
Perryville	Track	Oak to Bush - TK 4 UNDR	4	63.1	71.45	22	Undercutter	
Perryville	C&S	Oak to Bush 562 Upgrades - Construction		62.7	71.4	21	C&S Construction	



Oak to Bush 562  
 Construction

Sub Division	Sponsor	Task Name	Track OOS	MP Start	MP End	Fiscal Year	Resource Names	Turnouts/Sidings
Perryville	Track	Oak to Bush - TK 4 TLS	4	63.1	71.45	22	TLS	Aberdeen
Perryville	Track	Oak to Bush - TK 2 UNDR	2	63.1	71.45	25	Undercutter	Aberdeen
Perryville	Track	Oak to Bush - TK 3 UNDR	3	63.1	71.45	25	Undercutter	MP 68.3
Perryville	Track	Oak to Bush - TK 4 UNDR	4	63.1	71.45	22	Undercutter	
Perryville	C&S	Oak to Bush 562 Upgrades - Construction		62.7	71.4	21	C&S Construction	
Perryville	Track	Grace to Oak - TK 4 UNDR	4	61.73	62.76	23	Undercutter	
Perryville	Track	Grace to Oak - TK 4 TLS	4	61.73	62.76	23	TLS	
Perryville	Track	Grace Interlocking Install		61.32	61.32	25	SES	32XO, 33XO
Perryville	Track	Perry to Grace - TK 3 TLS	3	59.74	61.32	23	TLS	
Perryville	Track	Perry to Grace - TK 3 UNDR	3	59.74	61.32	23	Undercutter	
Perryville	Track	Perry Interlocking Install		59.5	59.5	25	SES	23XO, 34TO, 48TO
Perryville	Track	Prince to Perry - TK 3 TLS	3	57.6	59.01	23	TLS	
Perryville	Track	Prince to Perry - TK 2 UNDR	2	57.6	59.01	23	Undercutter	
Perryville	Track	Prince to Perry - TK 3 UNDR	3	57.6	59.01	23	Undercutter	
Perryville	Track	Prince to Perry Wood Ties Tk 4	4	57.3	59.5	21	Z192	
Perryville	Track	Prince to Perry Wood Tie Tk 1	1	57.3	59.5	21	Z192	
Perryville	Track	Bacon to Prince - TK 3 TLS	3	50.9	57.6	22	TLS	
Perryville	Track	Bacon to Prince - TK 3 UNDR	3	50.9	57.6	22	Undercutter	

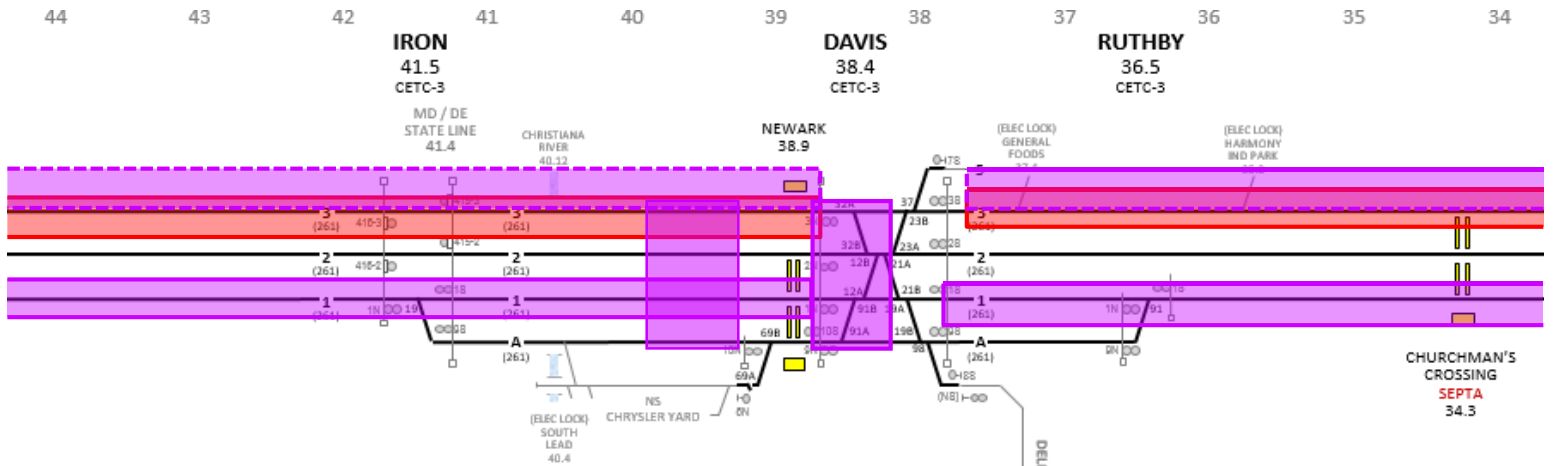
55      54      53      52      51      50      49      48      47      46      45

**BACON**  
51.0  
CETC-3



Ragan to Davis Clear Block 562 Construction

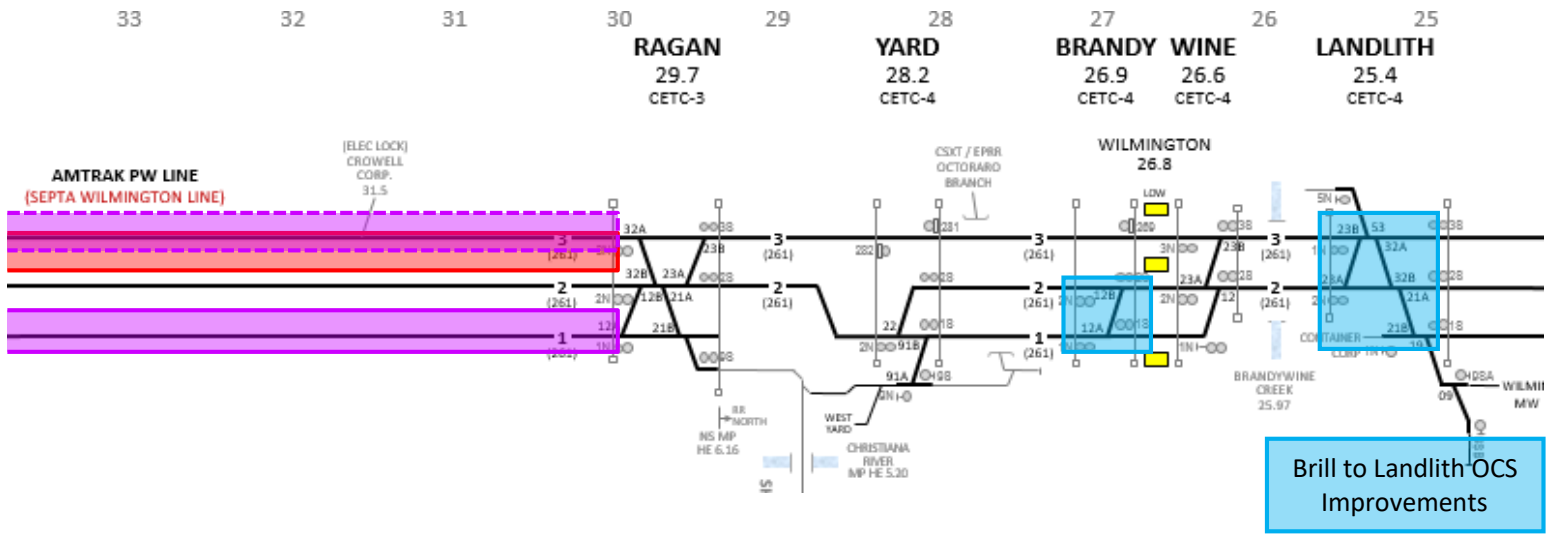
Sub Division	Sponsor	Task Name	Track OOS	MP Start	MP End	Fiscal Year	Resource Names	Turnouts/Sidings
Perryville	Track	Bacon to Prince - TK 3 TLS	3	50.9	57.6	22	TLS	
Perryville	Track	Bacon to Prince - TK 3 UNDR	3	50.9	57.6	22	Undercutter	
Perryville	Track	Davis to Bacon - TK 3 TLS	3	38.96	50.71	21	TLS	
Perryville	Track	Davis to Bacon - TK 1 UNDR	1	38.4	50.9	25	Undercutter	N Red Mill IN TRK 45.5
Perryville	Track	Davis to Bacon - TK 3 UNDR	3	38.4	50.9	25	Undercutter (deferred)	



Davis to Bacon Clear Block 562 Construction

Ragan to Davis Clear Block 562 Construction

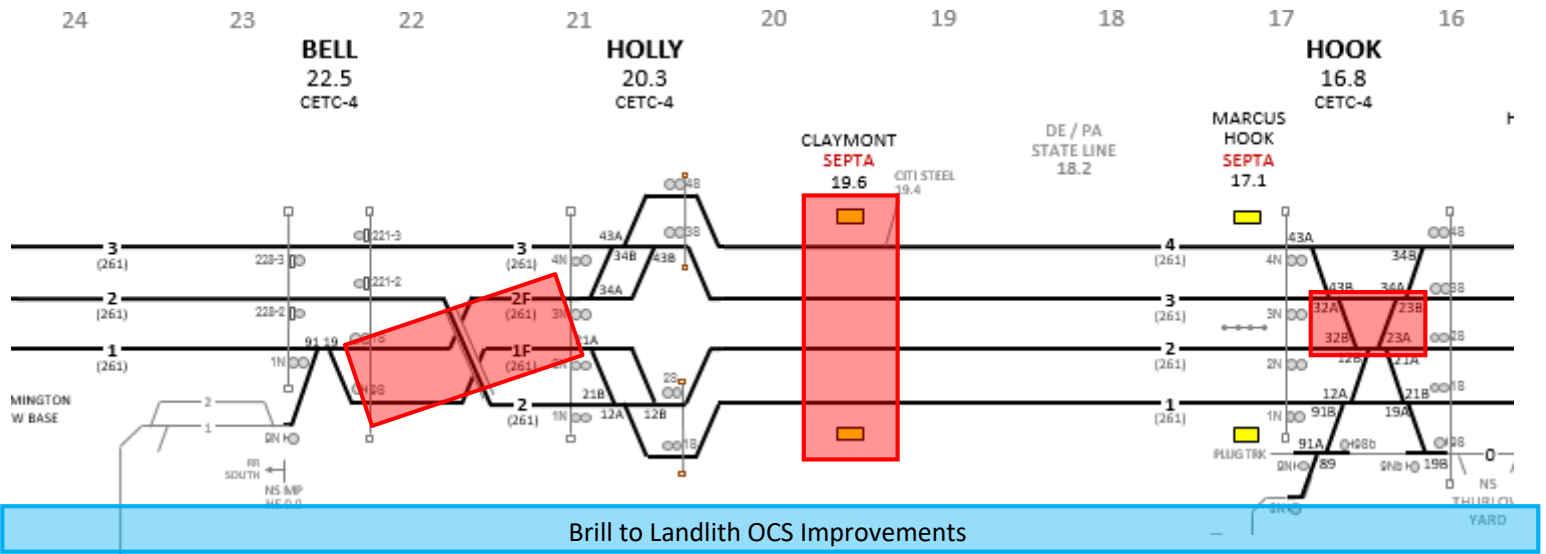
Sub Division	Sponsor	Task Name	Track OOS	MP Start	MP End	Fiscal Year	Resource Names	Turnouts/Sidings
Perryville	Track	Davis to Bacon - TK 3 TLS	3	38.96	50.71	21	TLS	
Perryville	Track	Davis to Bacon - TK 1 UNDR	1	38.4	50.9	25	Undercutter	N Red Mill IN TRK 45.5
Perryville	Track	Davis to Bacon - TK 3 UNDR	3	38.4	50.9	25	Undercutter (deferred)	
Perryville	NRTC	College Interlocking Install		38.4	38.4	25	SES	
Perryville	NRTC	Davis Interlocking Install		38.4	38.4	25	SES	
Perryville	C&S	Davis to Bacon 562 Clear Block		38.2	50.7	24	C&S Construction	
Perryville	Track	Ragan to Davis - TK 3 TLS	3	30.01	38.3	21	TLS	MP 31.5, 35.8, 37.4
Perryville	Track	Ragan to Davis - TK 1 UNDR	1	29.7	38.4	25	Undercutter	
Perryville	Track	Ragan to Davis - TK 3 UNDR	3	29.7	38.4	25	Undercutter (deferred)	MP 31.5, 35.8, 37.4
Perryville	C&S	Ragan to Davis 562 Clear Block		29.6	38.2	25	C&S Construction	



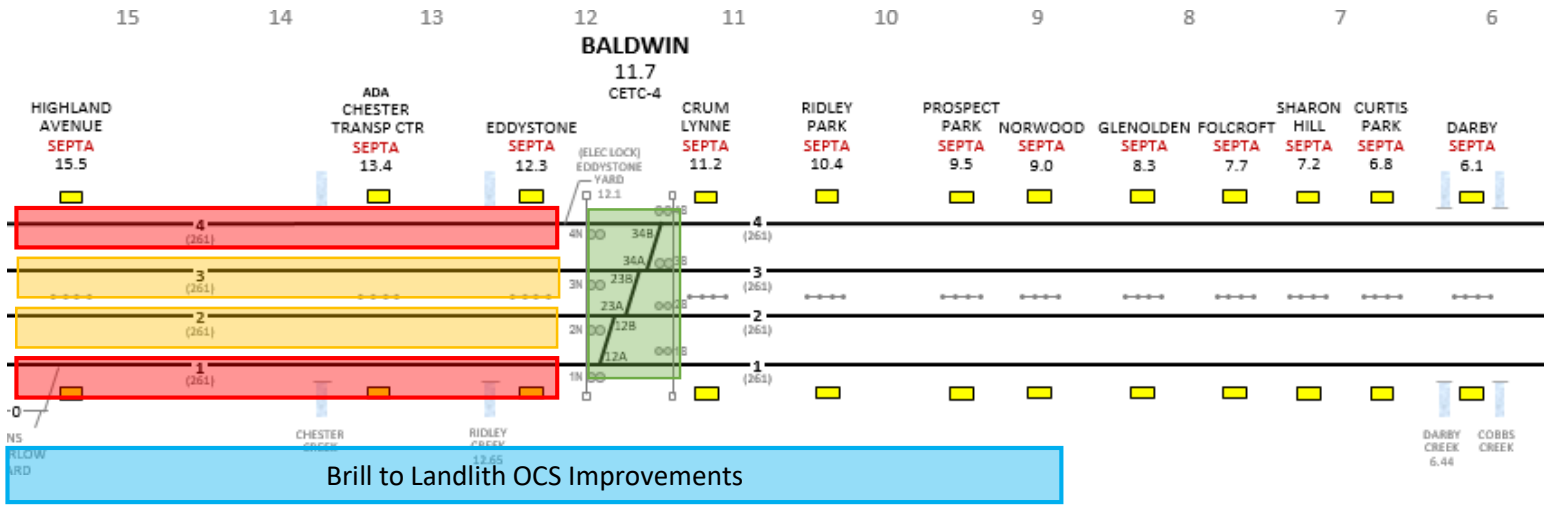
Ragan to Davis Clear Block 562 Construction

Sub Division	Sponsor	Task Name	Track OOS	MP Start	MP End	Fiscal Year	Resource Names	Turnouts/Sidings
Perryville	Track	Ragan to Davis - TK 3 TLS	3	30.01	38.3	21	TLS	MP 31.5, 35.8, 37.4
Perryville	Track	Ragan to Davis - TK 1 UNDR	1	29.7	38.4	25	Undercutter	
Perryville	Track	Ragan to Davis - TK 3 UNDR	3	29.7	38.4	25	Undercutter (deferred)	MP 31.5, 35.8, 37.4
Perryville	C&S	Ragan to Davis 562 Clear Block		29.6	38.2	25	C&S Construction	
Perryville	Track	Brandy Interlocking Install		26.93	26.93	24	SES	12XO
Perryville	Track	Landlith Interlocking Install		25.4	25.4	24	SES	23XO, 32XO, 21XO, 19TO, 9TO



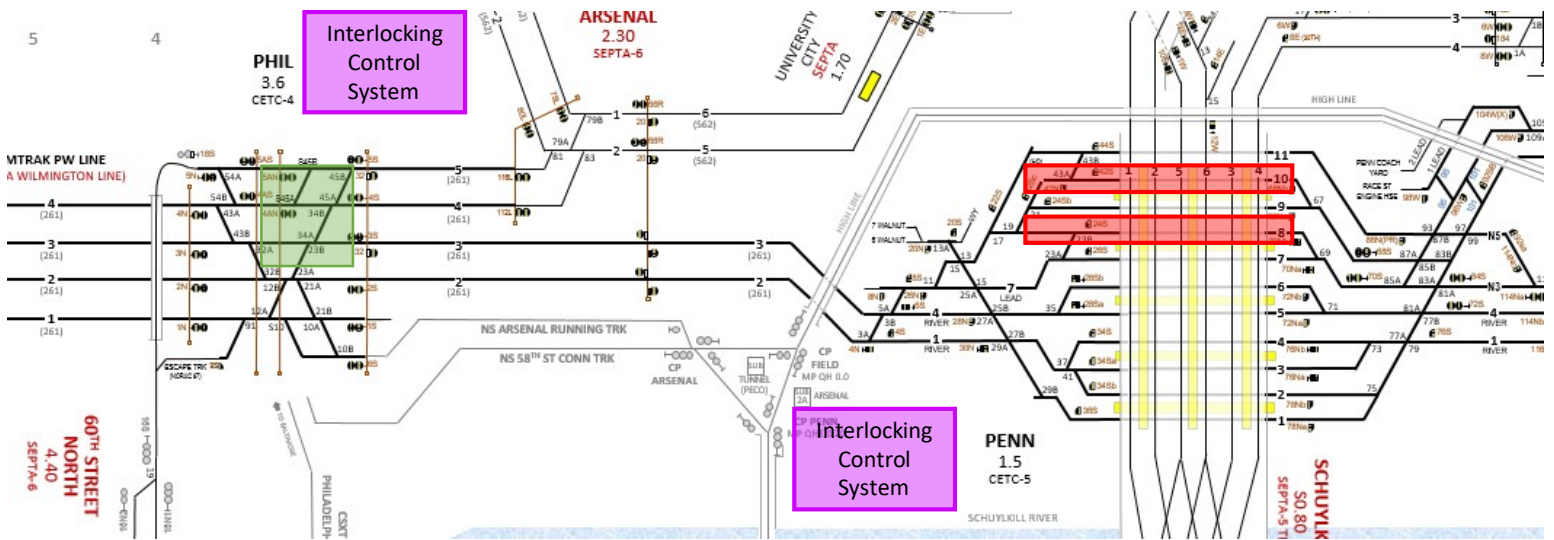


Sub Division	Sponsor	Task Name	Track OOS	MP Start	MP End	Fiscal Year	Resource Names	Turnouts/Sidings
Wilmington	Track	Bell to Holly Wood Tie Replacement	Ft 1	22.5	20.3	21	Z192	
Wilmington	Track	Bell to Holly Wood Tie Replacement	Ft 2	22.5	20.3	21	Z192	
	Stations	Claymont, DE New Station High Level Platforms and Overpass		19.62	19.62	21	ET, Protection	
Philadelphia	Track	Hook Interlocking Install		16.59	16.94	21	SES	89 TO, 91 XO FY 21, 32XO, 23XO

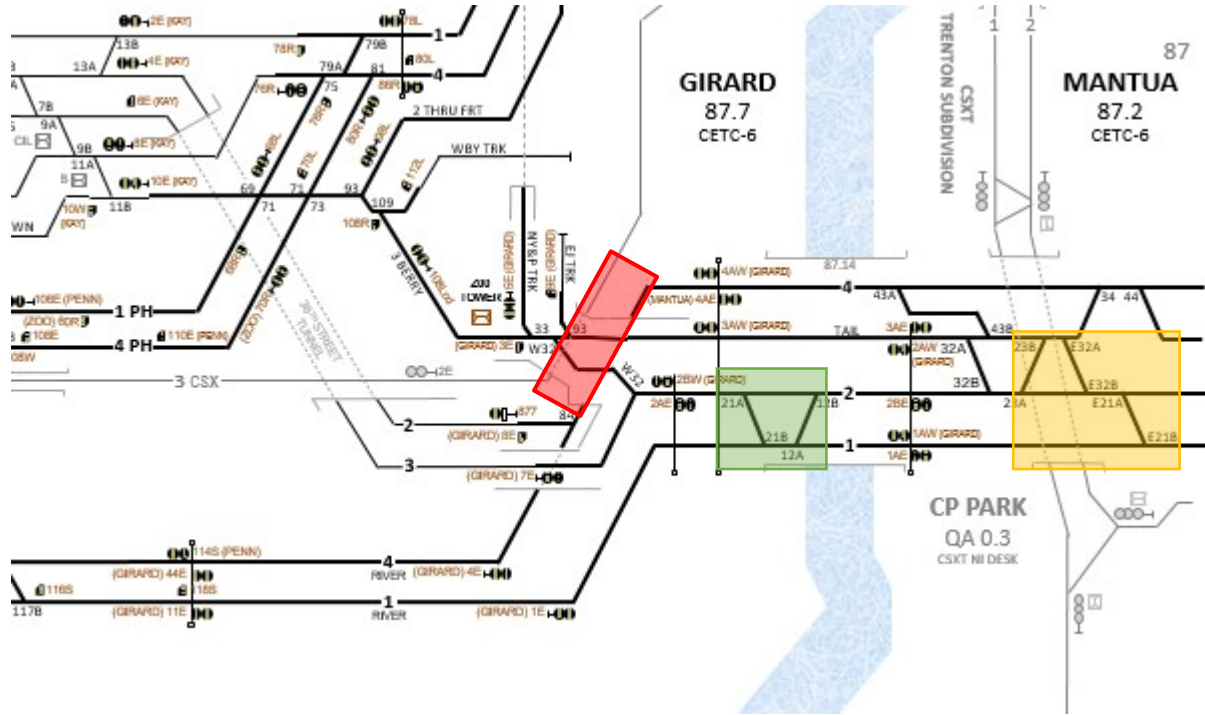


Baldwin to Bell SAP Installation

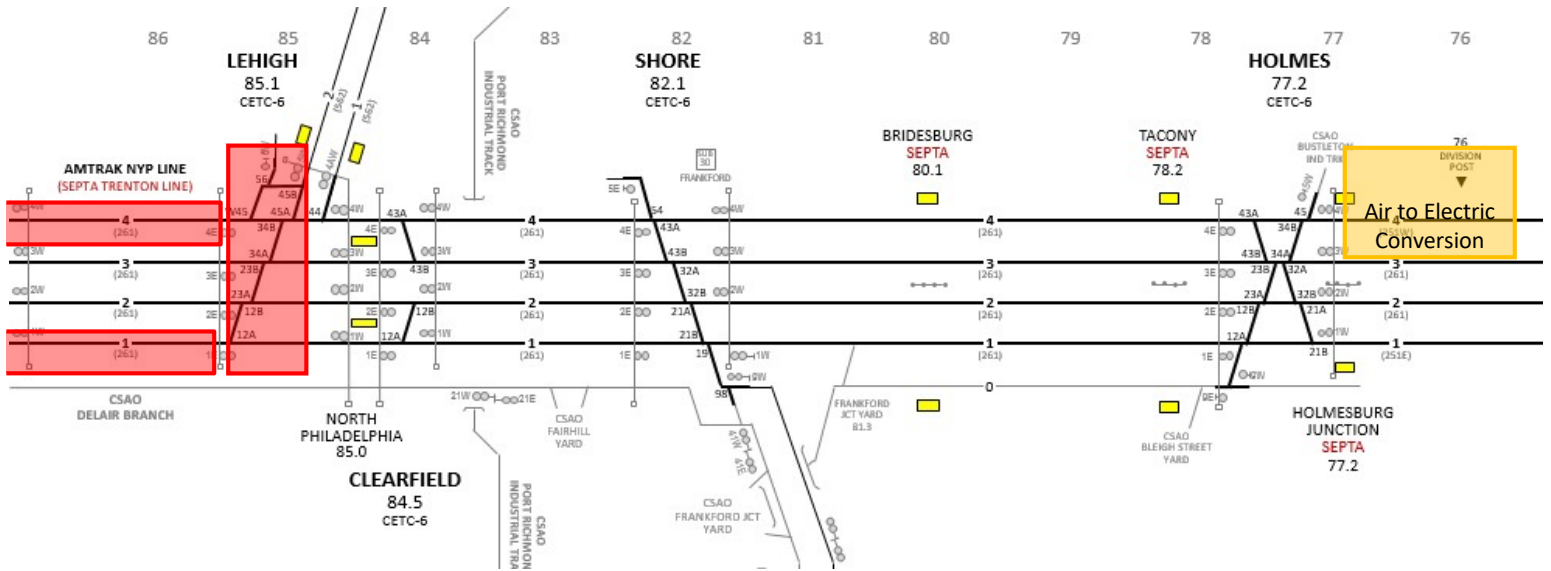
Sub Division	Sponsor	Task Name	Track OOS	MP Start	MP End	Fiscal Year	Resource Names	Turnouts/Sidings
Philadelphia	Track	Hook Interlocking Install		16.59	16.94	21	SES	89 TO, 91 XO FY 21, 32XO, 23XO
Wilmington	Track	Hook to Baldwin Ride Quality TK 4	4	16.59	11.71	21	Undercutter	
Wilmington	Track	Hook to Baldwin Ride Quality TK 1	1	16.59	11.71	21	Undercutter	
Wilmington	Track	Hook to Baldwin Ride Quality TK 2	2	16.59	11.71	22	Undercutter	
Wilmington	Track	Hook to Baldwin Ride Quality Tk 3	3	16.59	11.71	22	Undercutter	
Wilmington	Track	Hook to Baldwin Ride Quality TK 2	2	16.59	11.71	23	Undercutter	
Wilmington	Track	Hook to Baldwin Ride Quality Tk 3	3	16.59	11.71	23	Undercutter	
Wilmington	Track	Hook to Baldwin Ride Quality TK 1	1	16.59	11.71	24	Undercutter	
Wilmington	Track	Hook to Baldwin Ride Quality TK 4	4	16.59	11.71	24	Undercutter	
Wilmington	BB	Concord Ave Track 1 Bridge Timber Replacement MP 13.83	1	13.83		21	BB Production	
Wilmington	BB	Barclay Street Track 1 Bridge Timber Replacement MP 13.79	1	13.79		21	BB Production	
Wilmington	BB	Welsh St Track 3 Bridge Timber Replacement MP 13.42	3	13.42	13.42	21	BB Production	
Wilmington	ET	Baldwin to Bell SAP Installation		11.7	22.5	21	ET	
Wilmington	Track	Baldwin Interlocking Install		11.7	11.7	23	SES2	12XO, 23XO, 34XO



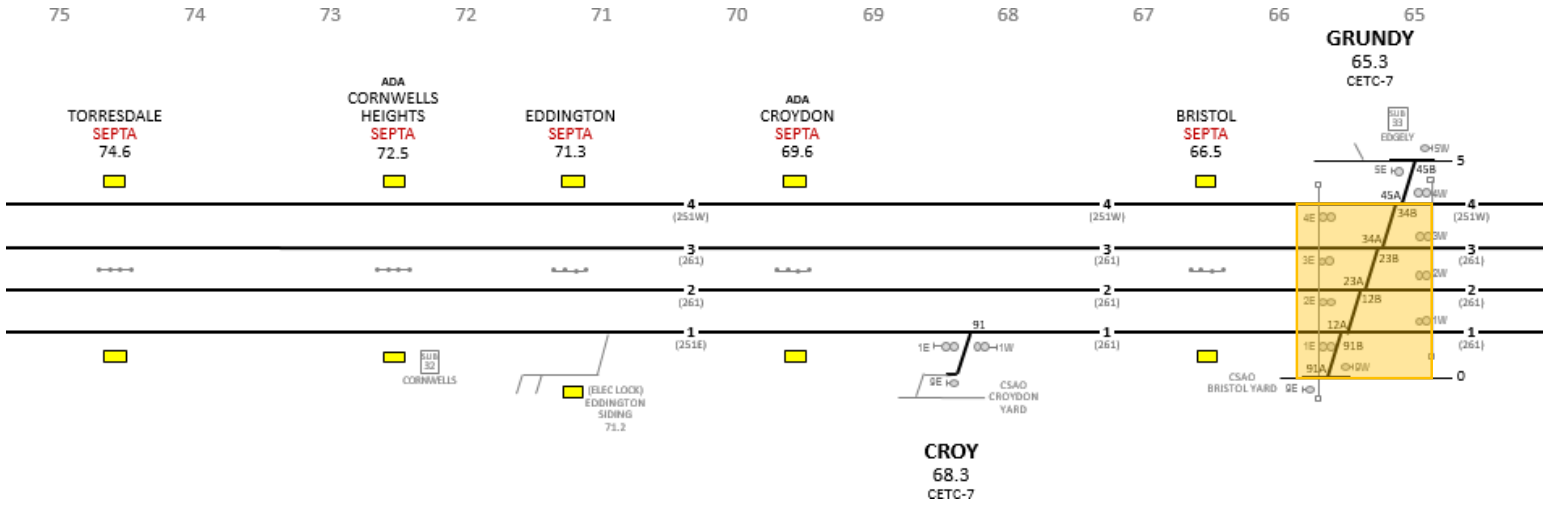
Sub Division	Sponsor	Task Name	Track OOS	MP Start	MP End	Fiscal Year	Resource Names	Turnouts/Sidings
Philadelphia	Track	Phil Interlocking Install		3.35	3.88	23	SES2	45XO, 54XO, S45XO
Philadelphia	C&S	Phil Interlocking Control System Renewal		3.3		27	C&S Construction	
Philadelphia	C&S	Penn Interlocking Control System Renewal		1.4	0	26	C&S Construction	
Philadelphia	BB	30th Street Station Block Ties Track 8	8	1.24	1.38	21	BB Production	
Philadelphia	BB	30th Street Station Block Ties TK TBD	TBD	1.24	1.38	22	BB Production	
Philadelphia	BB	30th Street Station Block Ties TK TBD	TBD	1.24	1.38	23	BB Production	
Philadelphia	BB	30th Street Station Block Ties TK TBD	TBD	1.24	1.38	24	BB Production	
Philadelphia	BB	30th Street Station Block Ties Track 10	10	1.23	1.38	21	BB Production	



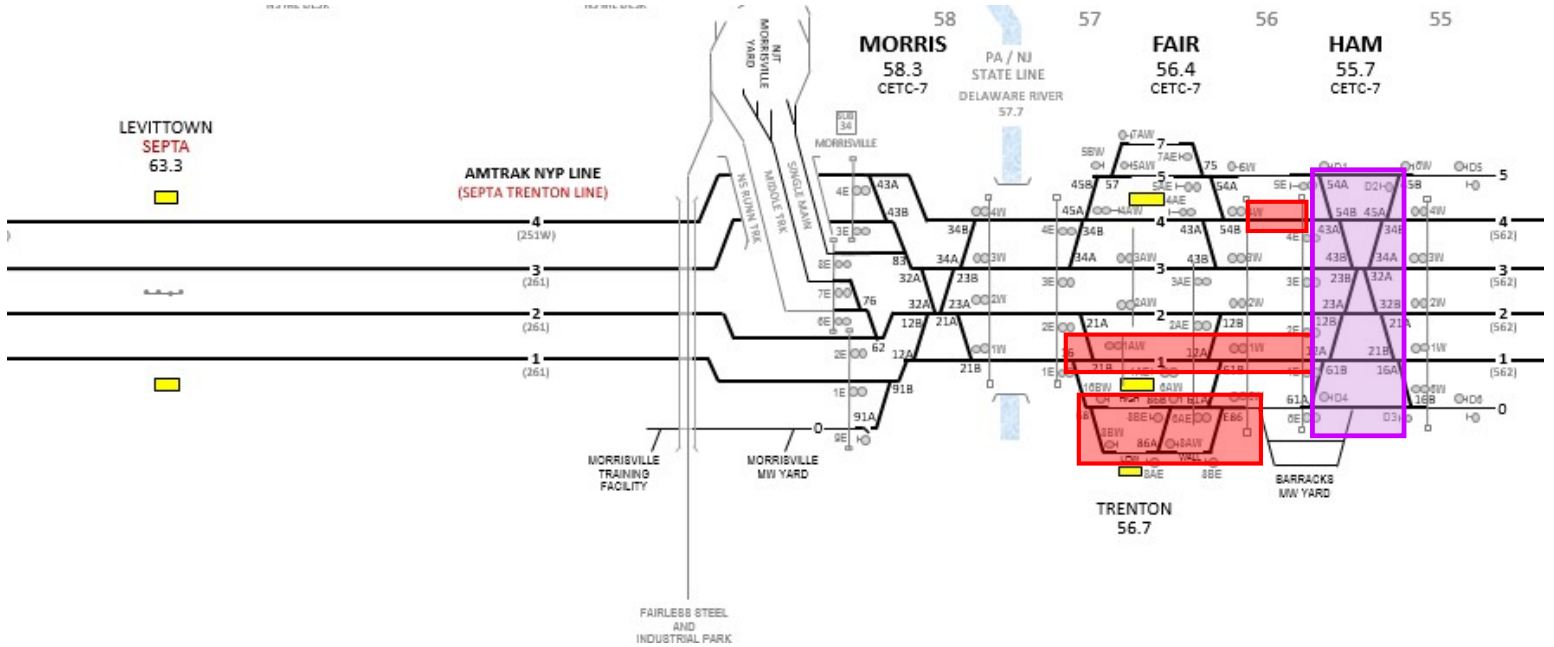
Sub Division	Sponsor	Task Name	Track OOS	MP Start	MP End	Fiscal Year	Resource Names	Turnouts/Sidings
Adams	Track	Girard Tunnel - 1600'		87.85		21	TLS, Clipping Gang	
Philadelphia	Track	Girard Interlocking Install		87.7	87.7	23	SES	12XO, 21XO, W32XO
Philadelphia	Track	Mantua/JO Timber Replacement	INRL	87.5		21	Z192	
Philadelphia	Track	Mantua Interlocking Install		87.2	87.2	22	SES	23XO, 32XO, E21 XO



Sub Division	Sponsor	Task Name	Track OOS	MP Start	MP End	Fiscal Year	Resource Names	Turnouts/Sidings
Philadelphia	Track	Lehigh to Mantua - TK 1 UNDR	1	85.45	87.11	21	Undercutter	
Philadelphia	Track	Lehigh to Mantua - TK 4 UNDR	4	85.45	87.11	21	Undercutter	
Philadelphia	Track	Lehigh Interlocking Install		85.1	85.1	21	SES	44TO, 45XO, W45TO, 12XO, 23XO, 34XO
Philadelphia	C&S	Holmes Switch House Air to Electric Conversion		78		22	C&S Construction	



Sub Division	Sponsor	Task Name	Track OOS	MP Start	MP End	Fiscal Year	Resource Names	Turnouts/Sidings
Adams	Track	Grundy Interlocking Install		65.3	65.3	23	SES	12XO, 34XO, 91XO
Adams	C&S	Grundy Switch House Air to Electric Conversion		64.9	64.9	23	C&S Construction	



Sub Division	Sponsor	Task Name	Track OOS	MP Start	MP End	Fiscal Year	Resource Names	Turnouts/Sidings
Adams	Track	Fair Interlocking Tie Replacement	South High 0 Track	56.4		21	Z192	
Adams	Track	West Fair to Ham Concrete Tie Renewal	4	56.4	55.7	21	TLS	
Adams	Track	Fair Interlocking Renewal	North Low	56.4	57	21	Contractor, Protection	
Adams	Track	Fair Interlocking Removal 86XO Install	North Low	56.4	57	21	SES	86XO
Adams	C&S	Ham Interlocking Control System Renewal		55.4		22	C&S Construction	
Adams	Track	Ham Interlocking Install		54.8	54.8	25	SES	61TO, 43XO, 32XO



# *Amtrak Engineering Philadelphia to Harrisburg Line SOGR 5 Year Plan*

*PH Line MP 0 – 104.6*

*BCC Segments*

*28: MP 0.0 – 1.5 Amtrak*

*29: MP 2.3 – 35.3 Amtrak/Septa*

*30: MP 35.3 – 104.6 Amtrak*

*Track Chart Key*

FY 21

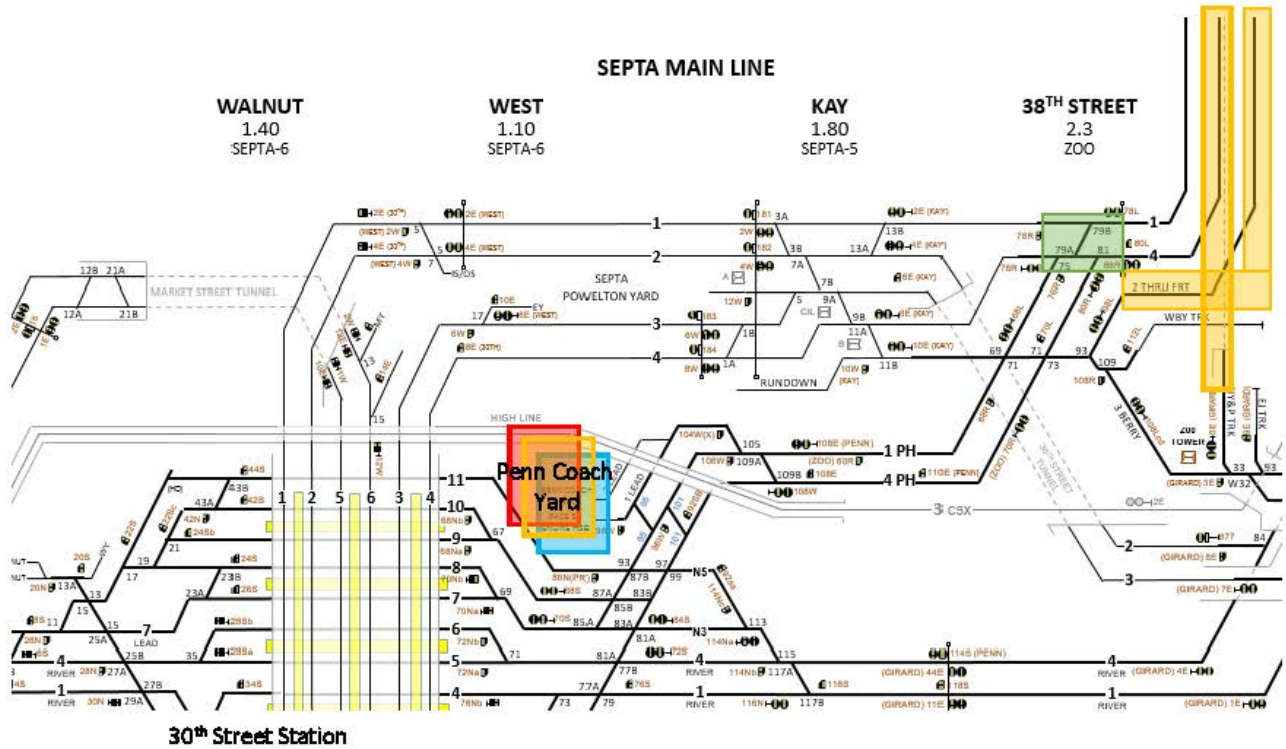
FY 22

FY 23

FY 24-25

FY 25+



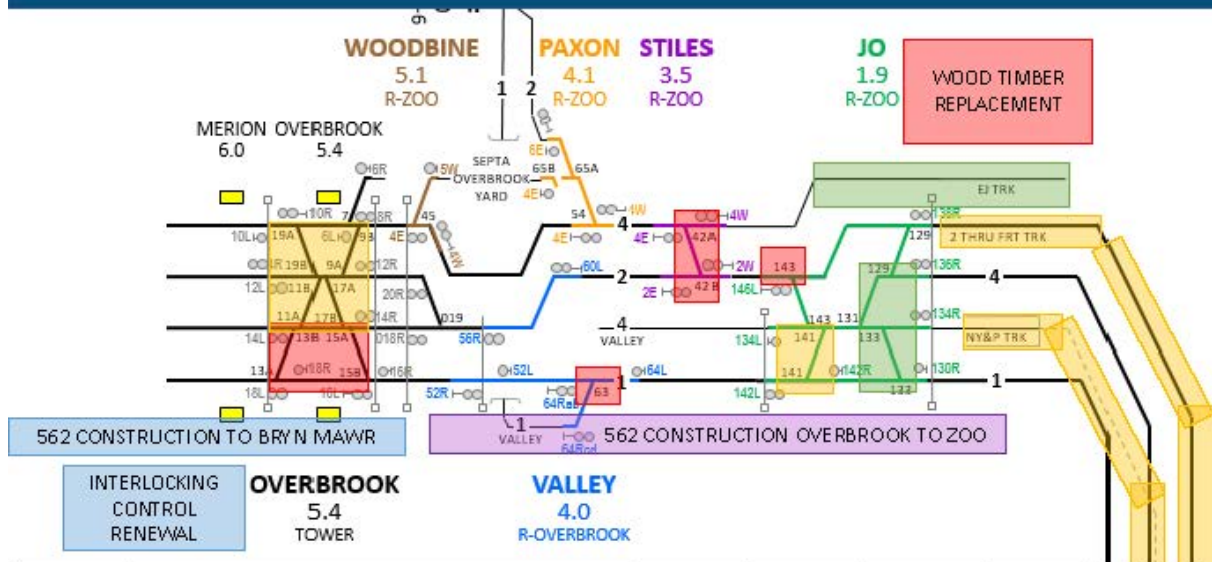


Discipline	Task Name	Track	Start MP	End MP	Fiscal Year	Turnouts
Facilities	Penn Coach Yard - High Mast Lighting		0		FY 21	
Facilities	Penn Coach Yard – Security Gate Design (working for EMCS Department)		0		FY 22	
Facilities	Penn Coach Yard – Race Street Locomotive Pit Rehab and Sand Tower		0		FY 23	
BB	30th Street Station Arch St to Penn Coach Yard Walkway - Retire bridge & install new structure		0		FY 23	
Facilities	Penn Coach Yard - Welding Training Facility		0		FY 24 - 25	
Facilities	Penn Coach Yard - Yard Paving		0		FY 24 - 25	
Facilities	Penn Coach Yard – Waterline Replacement		0		FY 24 - 25	
BB & Track	New York-Pittsburgh Subway Drainage Improvements		0	2.72	FY 22	
Track	Zoo Interlocking Install – Replace in Kind	1	1	1	FY 23	75 TO, 79 XO, 81 TO

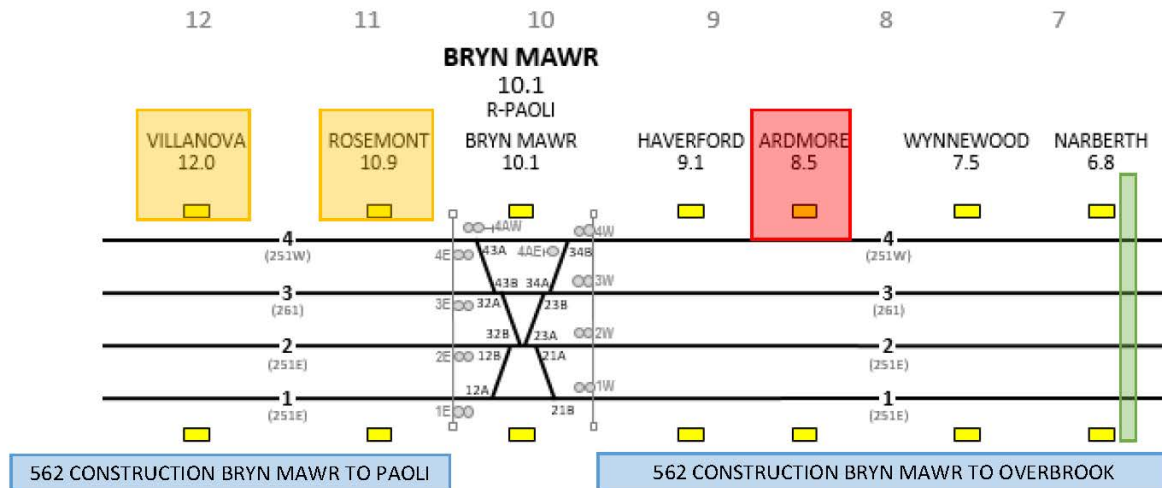


# Engineering Philadelphia to Harrisburg SOGR 5 Year Plan BCC 29

JO, STILES, VALLEY, OVERBROOK PH MP 1.9 – 6.0



Discipline	Task Name	Track	Start MP	MP End	Fiscal Year	Turnouts
Track	JO Interlocking Timber Replacement		1.9		FY 21	
Track	JO Interlocking Install		1.9	1.9	FY 21	143 TO
Track	JO Interlocking Install/Removal		1.9	1.9	FY 23	139 XO, 141XO, retire 129 TO
BB	JO Interlocking Fencing		1.9	1.9	FY 22	
ET	Zoo to Paoli Catenary Structure Replacement	1,2,3,4	1.9	19.1	FY 21 - 25	
Track	Zoo Interlocking Improvements (JO/2 Through Freight)	2 Thru Freight	1.9	1.9	FY 22	
BB	Zoo Retaining Wall	2,4	1.9	1.9	FY 23	
Track	Zoo Interlocking Improvements (2 Through to 4(EJ) Track Connection)	2,4	1.9	1.9	FY 23	
BB & Track	New York-Pittsburgh Subway Drainage Improvements		0	2.72	FY 22	
C&S	High Signal Replacement MP 2.3 - 19.9		2.3	19.9	FY 21	
Track	Stiles Interlocking Install		3.5	3.5	FY 21	42 XO
Track	Valley Interlocking Install		4	4	FY 21	63 TD
C&S	Overbrook Interlocking to Bryn Mawr Interlocking ABS Cable Renewal		5.4	10.1	FY 21 - 22	
Track	Overbrook Interlocking Install		5.4	5.4	FY 21	13XO, 15XO
Track	Overbrook Interlocking Install		5.4	5.4	FY 22	17XO, 9 XO, 11XO, 19XO
C&S	Overbrook Interlocking Control Renewal		5.4	5.4	FY 24- 25	
C&S	Overbrook to JO 562		1.9	5.4	FY 26+	

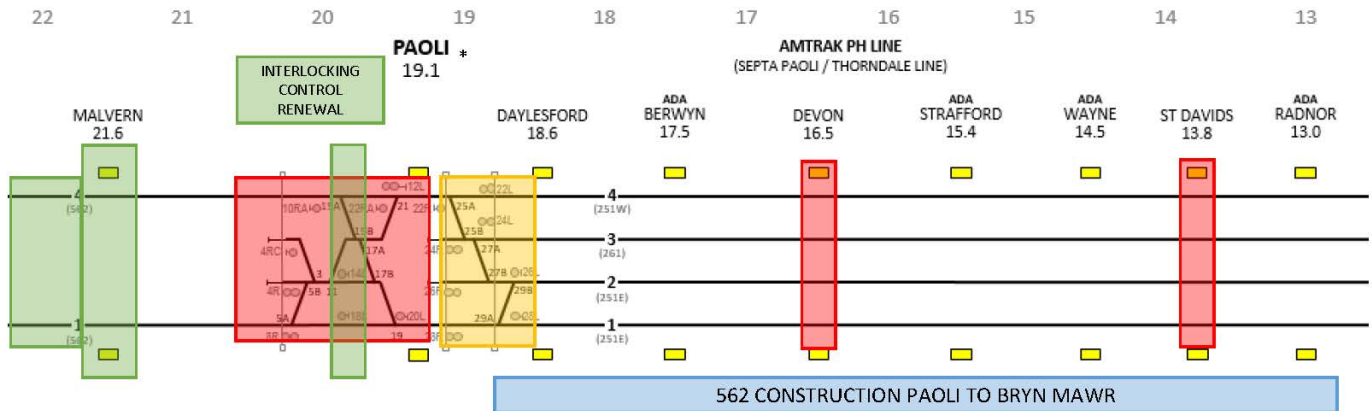


Discipline	Task Name	Track	Start MP	MP End	Fiscal Year
PennDOT	N. Narbeth Avenue Bridge Reconstruction		6.77		FY 23
Station	Ardmore Station Renewal		8.5		FY 21
ET	Bryn Mawr Substation Replacement		10.1	10.1	FY 21
C&S	Bryn Mawr RTU Replacement		10.1	10.1	FY 23
C&S	Bryn Mawr to Overbrook 562		10.1	5.4	FY 25 - 26
BB	Replace Rosemont Bridge Superstructure		11.6		FY 22
Station	Villanova Station Renewal		12		FY 22



# Engineering Philadelphia to Harrisburg SOGR 5 Year Plan BCC 29

PAOLI PH MP 13.0 – 22.0

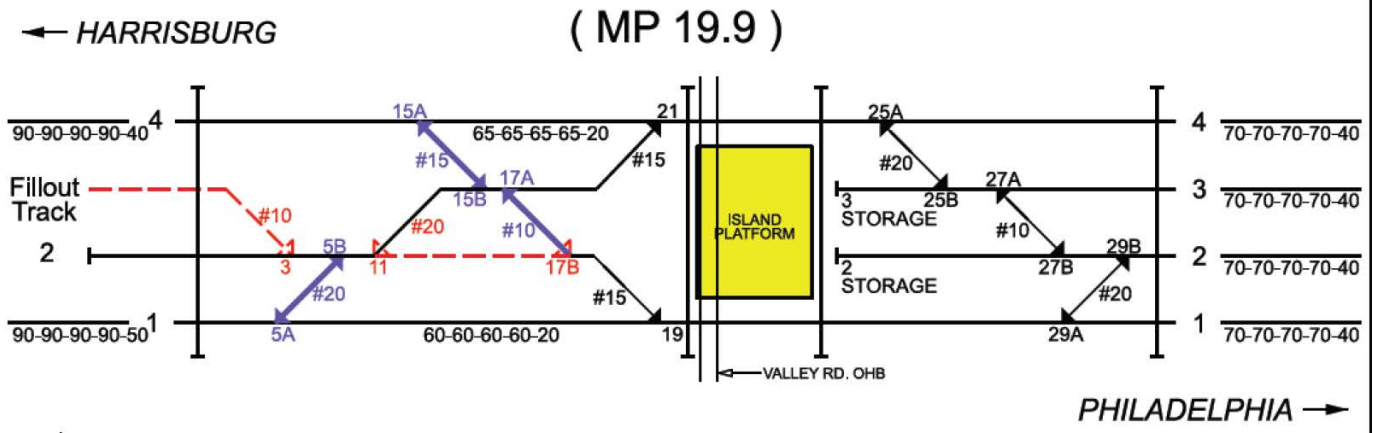


\* Please look at Paoli proposed schematic on the next page.

Discipline	Task Name	Track	Start MP	MP End	Fiscal Year	Turnouts/Notes
BB	Chamounix Road Undergrade Bridge Rehab		13.8		FY 21	
SEPTA	Devon Station MP 16.49 Pedestrian Underpass		16.49		FY 21	
BB	MP 16.94 Arch bridge install liner/pipe and grout		16.94		FY 21	
ET	Paoli West ET Catenary Installation		19.1	19.1	FY 21	
Track	Paoli West Interlocking Removal *		19.1	19.1	FY 21	17B TO, 11 TO, 3 TO
C&S	Paoli Air to Electric Switches 15		19.1		FY 21	
Track	Paoli West Interlocking Install Renewal *		19.1	19.1	FY 21	15 XO, 5 XO, 17A TO
Track	Paoli 2 Track Main Stub to 15 MPH		19.1	19.1	FY 21	
C&S	Paoli to Zoo Fiber Upgrades		19.1	1.9	FY 22 – 24	
C&S	Paoli Interlocking Control Renewal		19.1	19.1	FY 23	
C&S	Paoli to Bryn Mawr 562		19.1	10.1	FY 24 - 25	
ET	Paoli to Bryn Mawr New Catenary	1,2,3,4	19.1	10.1	FY 25	562 work must be predecessor
Track	Paoli East Drainage/Ditching Improvements		19		FY 22	
PennDOT	Darby Road Bridge Renewal (N. Valley Road)		19.86		FY 23-25	
Track	Malvern Curve Low Rail Replacement	1, 4	21.6		FY 23	Piggyback rail replacement with bridge repairs
BB	Malvern Bridge Repairs		22.85		FY 23	



# "PAOLI" ( MP 19.9 )



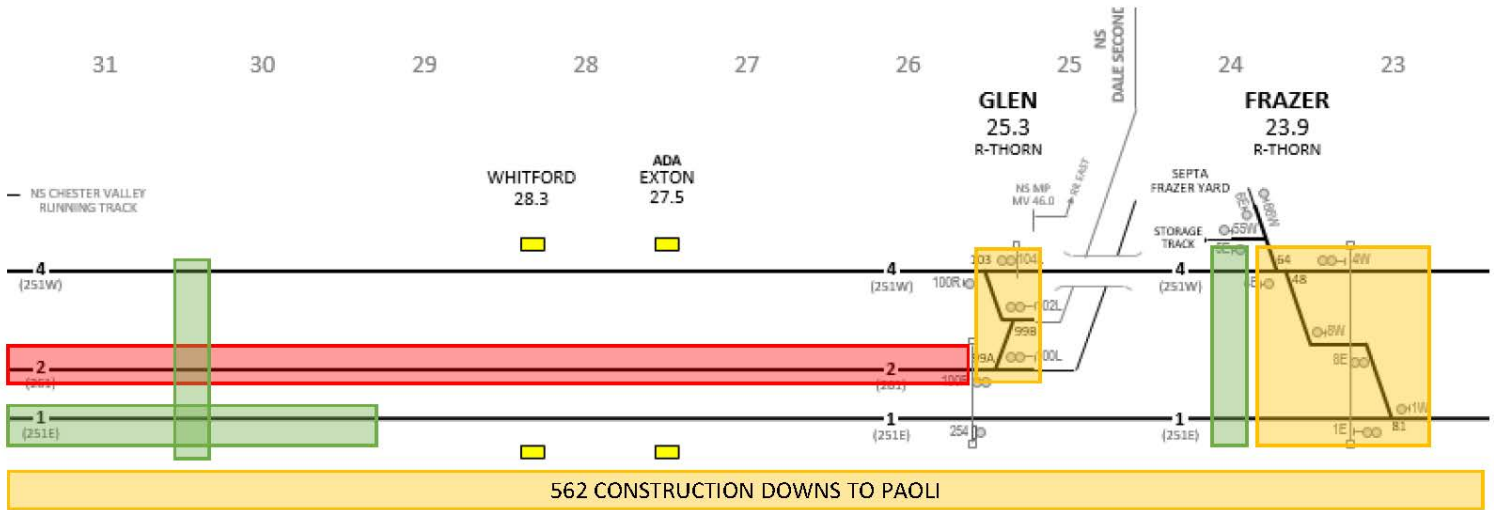
ALL TRACKS ELECTRIFIED UNLESS OTHERWISE NOTED.

- EXISTING
- NEW CONSTRUCTION
- REPLACE IN KIND
- - - REMOVE
- ⚡ POWER SWITCH

All work scheduled for summer FY 21  
Pending FRA approval



**Engineering Philadelphia to Harrisburg SOGR 5 Year Plan BCC 29**  
 GLEN, FRAZER PH MP 23.0 – 31.0

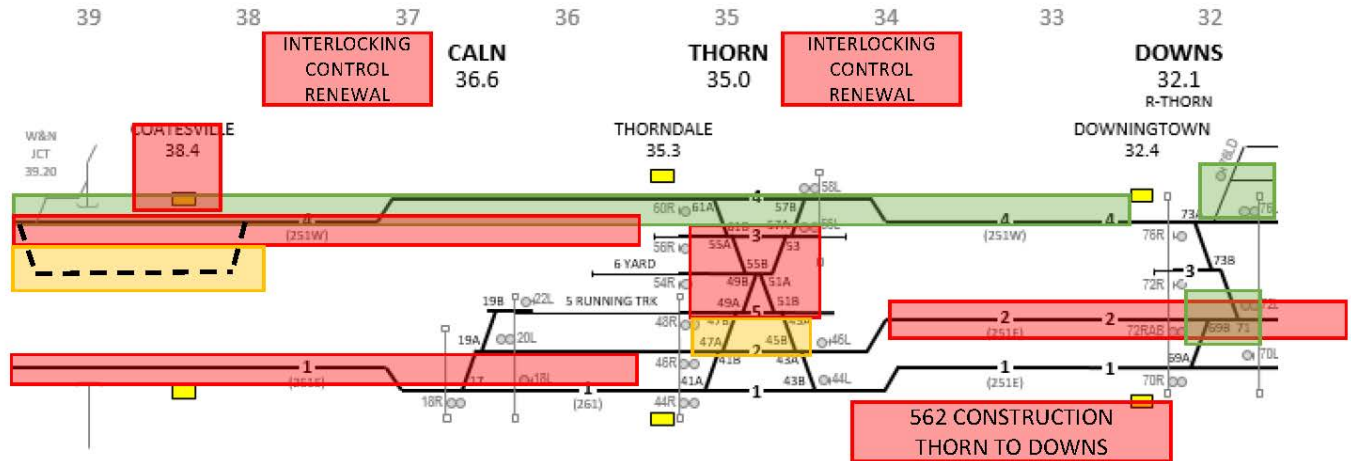


Discipline	Task Name	Track	Start MP	MP End	Fiscal Year	Turnouts/Comments
ET	Frazer Sub 64 Breaker Replacement		23.7		FY 21	
C&S	High Signal Replacement MP 23.9 - 35		23.9	35	FY 21	
Track	Frazer Interlocking Install		23.9	23.9	FY 22	64XO, 81TO, 48 TO
BB	Frazer Bridge Rehab		23.99		FY 23	
Track	Glen to Thorn New Rail	2	25.3	35	FY 21	
Track	Glen to Thorn Wood Tie Replacement	2	25.2	34.7	FY 21	New rail is predecessor, Continuous outage
Track	Glen Interlocking Install		25.3	25.3	FY 22	99XO, 103TO
PennDOT	Boot Road Bridge Reconstruction		30.29		FY 22- 24	ET Work Required
Track	Rail Renewal MP 30.5 - Downs	1	30.5	32	FY 23	
Track	East Downtowntown Drainage Improvements		30.5	32	FY 24 - 25	
C&S	Downs to Paoli 562		31	19.1	FY 22	



**Engineering Philadelphia to Harrisburg SOGR 5 Year Plan**  
 DOWNS, THORN, CALN PH MP 32.0 – 39.0

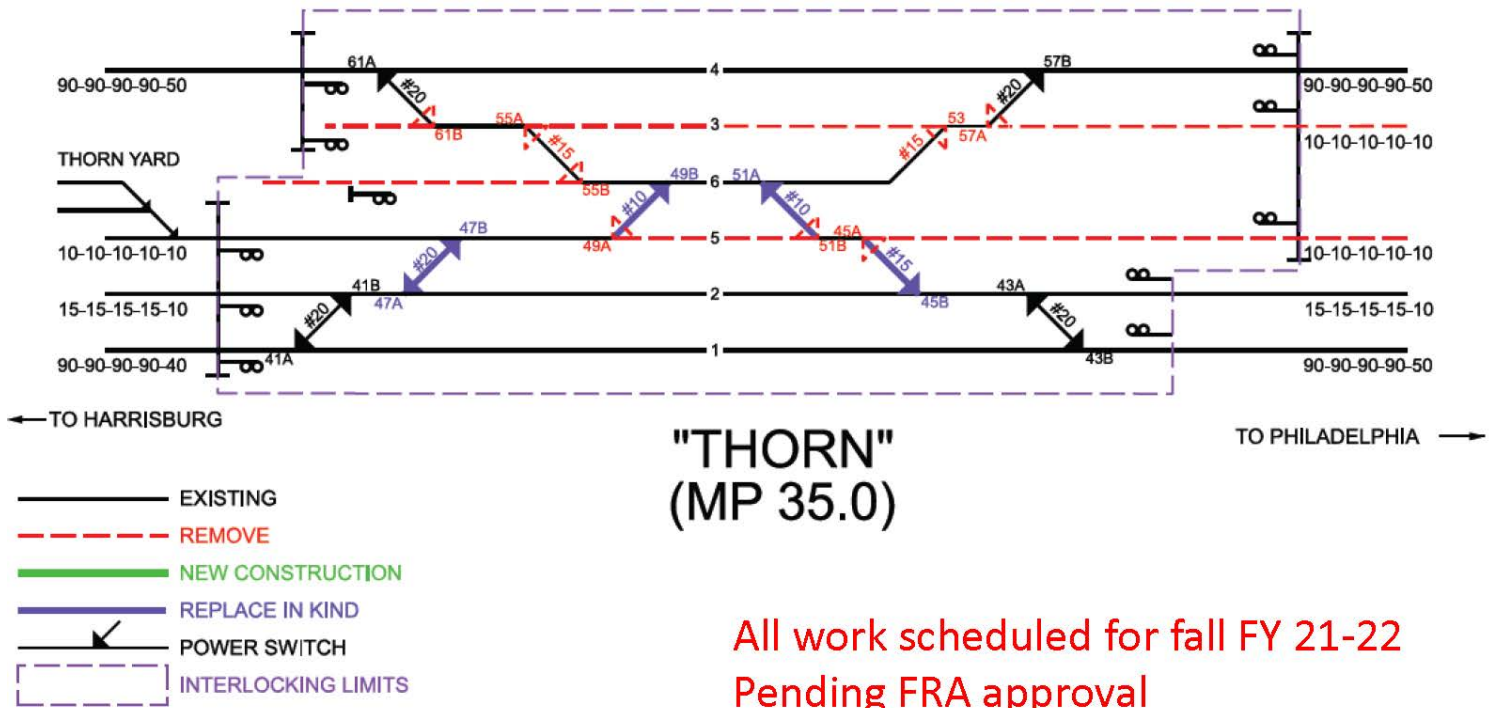
**BCC 29  
& 30**



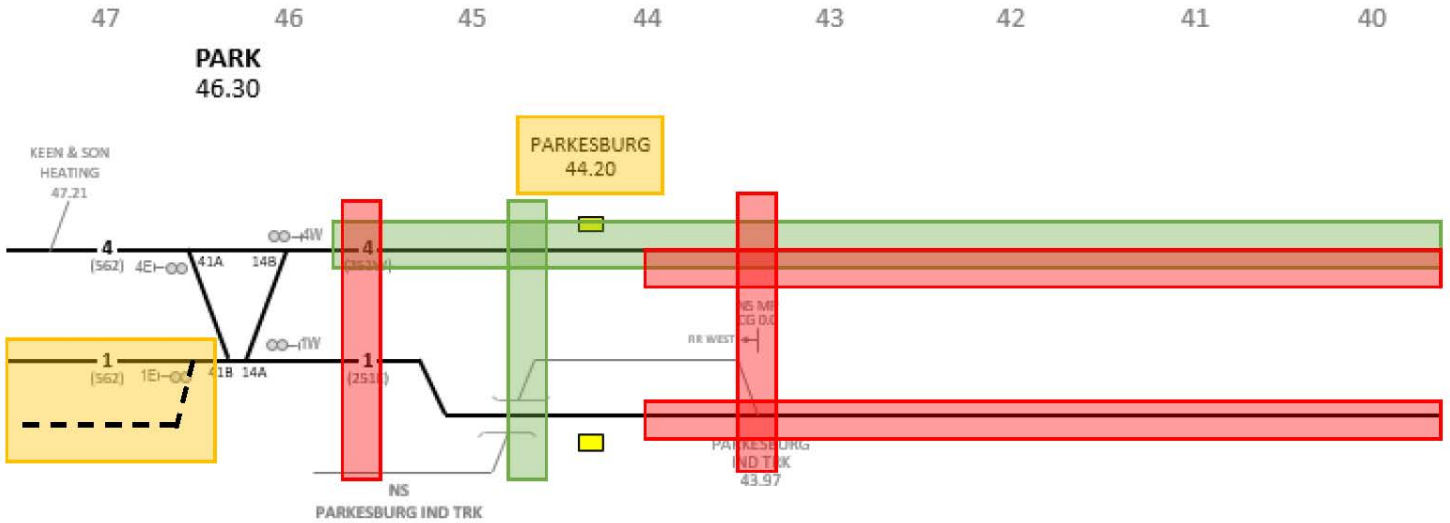
\*\* Please look at Thorn proposed schematic on the next page.

Discipline	Task Name	Track	Start MP	MP End	Fiscal Year	Turnouts
Track	Removal Chester Valley Running Track Turnout		31	31	FY 23	75B
Track	Downs Interlocking Install		32.1	32.1	FY 23	71TO, 69TO
Track	Rail Renewal Downs to Park	4	32	44.5	FY 23	
Facilities	Demolition of Downingtown Club House/Office Building		32.4		FY 23	
C&S	Thorn to Downs 562		35	31	FY 21	
ET	Thorn Interlocking Hardware Renewal		35		FY 21	
C&S	RTU Install Downs, Glen, Frazer		35	23.9	FY 22	
C&S	Thorn Interlocking Control Renewal		35	35	FY 21	
C&S	Thorn Air to Electric Switches		35		FY 21	
Track	Thorn Interlocking Removal **		35	35	FY 21	45ATO, 49ATO, 55ATO, 55BTO, 61BTO, 57ATO, 51BTO
Track	Thorn Interlocking Install **		35	35	FY 22	45BTO, 47XO, 49B TO, 51A TO
Track	Thorn to Parkesburg Wood Tie Replacement	4	35.2	44	FY 21	
Track	Thorn to Parkesburg Wood Tie Replacement	1	35.2	44	FY 21	
ET	Thorndale Contact Wire Replacement		35.3		FY 21	
C&S	Caln Interlocking Control Renewal		36.6	36.6	FY 20	
BB	Replace Coatesville Bridge Superstructure MP 37.54		37.54		FY 22	
Track	Coatesville Tangent Track Panels Install - Lukens Graham *		38.4	38.4	FY 21	
Track	Coatesville Interlocking Install *		38.4	38.4	FY 22	2 turnouts #20,
Station	Coatesville Station Renewal *		38.8		FY 21-25	

\*pending FRA approval





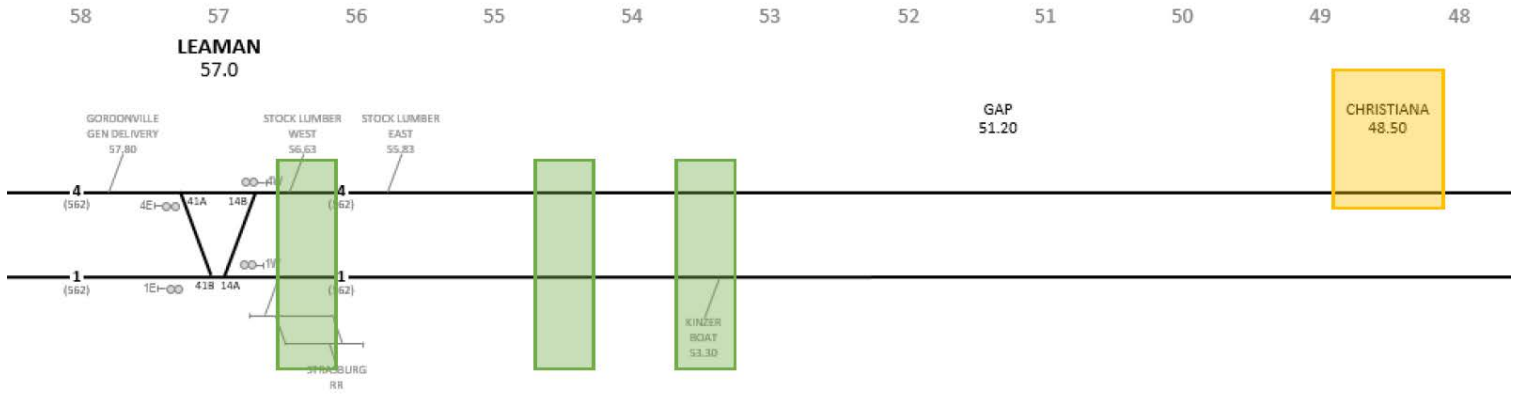


Discipline	Task Name	Track	Start MP	MP End	Fiscal Year
Track	Rail Renewal Downs to Park	4	32	44.5	FY 23
Track	Thorn to Parkesburg Wood Tie Replacement	4	35.2	44	FY 21
Track	Thorn to Parkesburg Wood Tie Replacement	1	35.2	44	FY 21
BB	Oak Street Undergrade Bridge Rehab		42.4		FY 21
BB	Parkesburg MP 43.67 Point Abutments and Replace Wingwall		43.67		FY 22
C&S	Park to Thorn 562 Install		43.9	35	FY 20
PennDOT	West Bridge Street Reconstruction		44.4		FY 23 - 24
ET	Parkesburg Sub 66 Battery Charger Replacement		44.7		FY 21
BB	Belmont Road MP 45.88 Bridge Rehab		45.88		FY 21
BB	Lenover, PA Culvert Replacement		45.88		FY 21
Track	Park Interlocking 2,216' Turnback Pocket *		46.3		FY 23

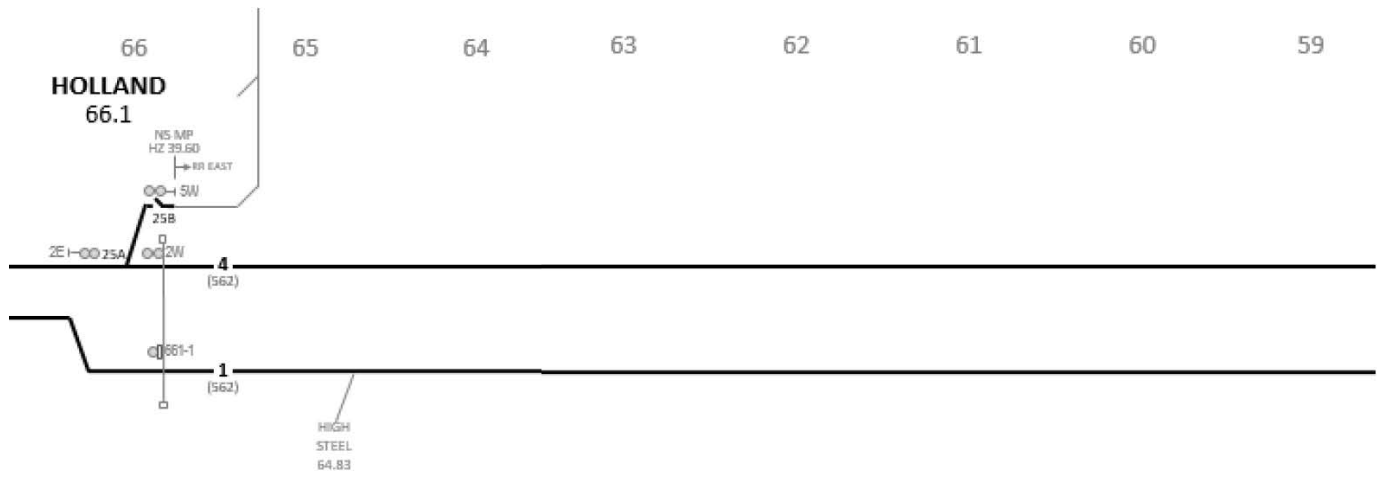
\*C&S to confirm scope from SEPTA & determine equated distance



**Engineering Philadelphia to Harrisburg SOGR 5 Year Plan BCC 30**  
 LEAMAN PH MP 48.0 – 58.0

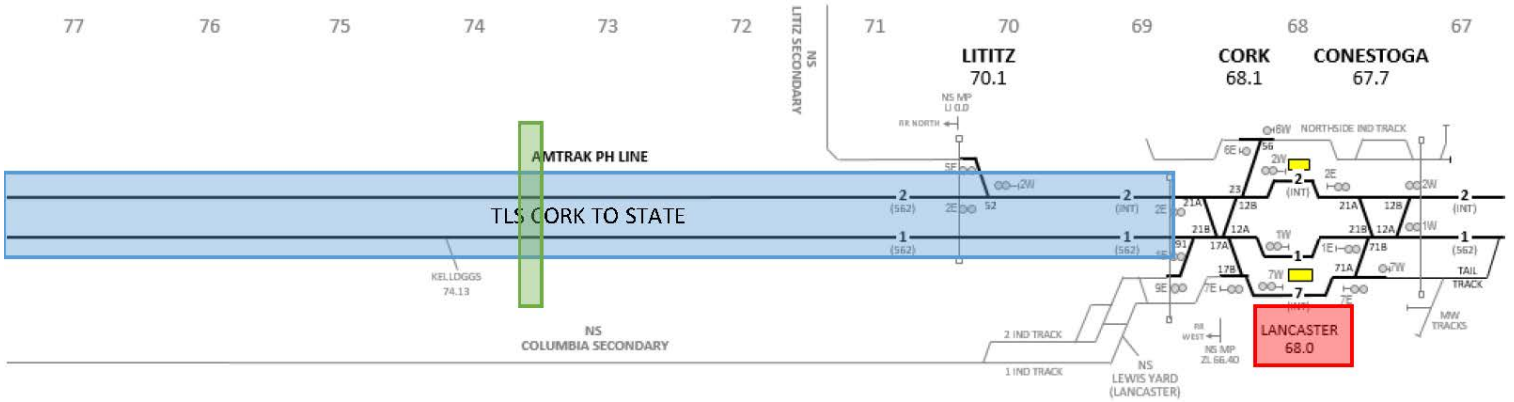


Project Number	Discipline	Task Name	Track	Start MP	MP End	Fiscal Year
C.EN.101828	Track	Christiana Rock Cut Stabilization		47.5	47.3	FY 22
C.EN.101826	BB	Kinzer Bridge Rehab		53.65		FY 23
C.EN.101828	Track	Drainage Improvements in cut section AH-55		54.5	55.7	FY 23
C.EN.101826	BB	Leaman Bridge Rehab		56.37		FY 23





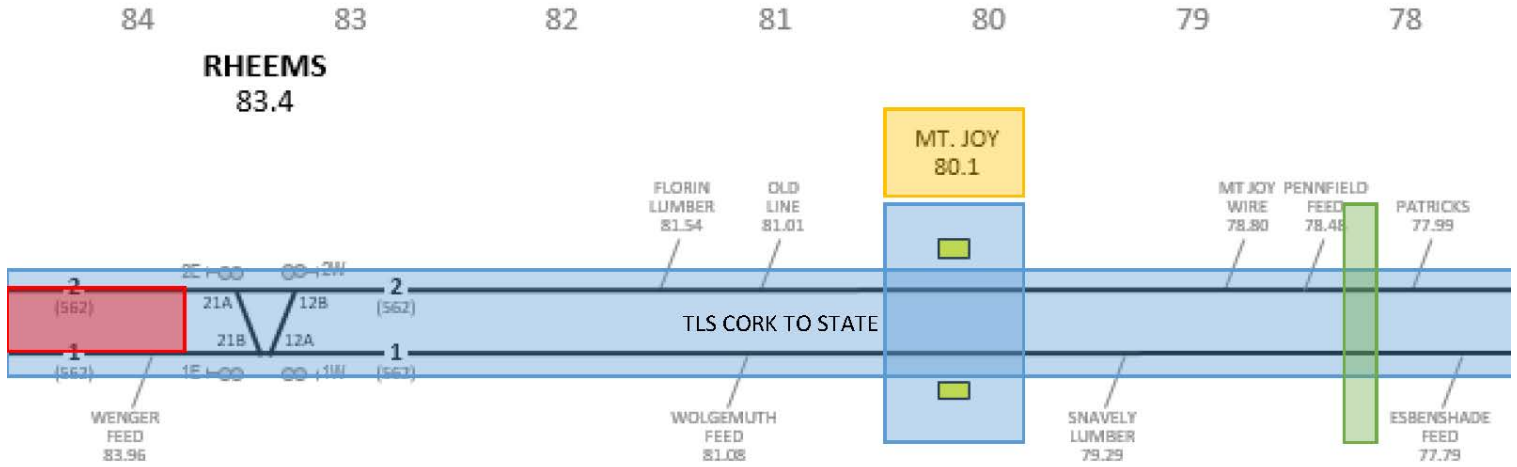
**Engineering Philadelphia to Harrisburg SOGR 5 Year Plan BCC 30**  
**LITITZ, CORK, CONESTOGA PH MP 67.0 – 77.0**



Discipline	Task Name	Track	Start MP	MP End	Fiscal Year
C&S	Cork & Conestoga Switch Machine Renewal		68.1	67.7	FY 21
Facilities	Lancaster C&S Building Water Supply		68.5		FY 21
Track	Cork to State Track 1 TLS	1	68.5	104	FY 24 - 25
Track	Cork to State Track 2 TLS	2	68.5	104	FY 24 - 25
PennDOT	State Road Bridge Replacement		73.35		FY 21



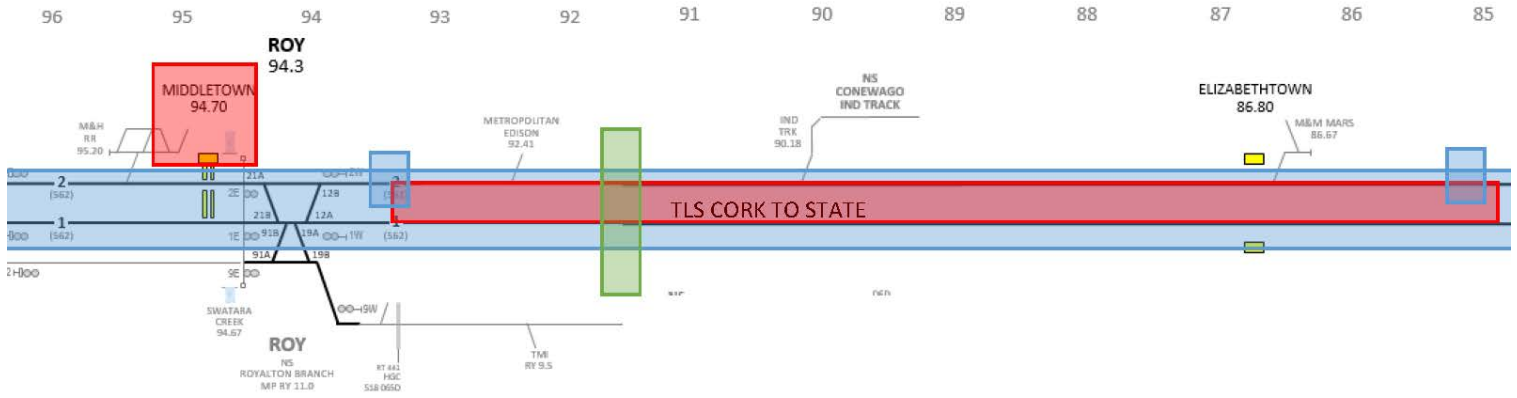
**Engineering Philadelphia to Harrisburg SOGR 5 Year Plan BCC 30**  
**RHEEMS PH MP 78.0 – 84.0**



Discipline	Task Name	Track	Start MP	MP End	Fiscal Year
PennDOT	Holland Street Bridge Reconstruction		78.18		FY 23
Track	Mount Joy Drainage Improvements AH-80		79	81	FY 24 - 25
BB	Mount Joy Fencing		80.1	80.1	FY 22
Track	Rheems to Roy Wood Tie Replacement	1	83.6	94.2	FY 21
Track	Rheems to Roy Wood Tie Replacement	2	83.6	94.2	FY 21
Track	Cork to State Track 1 TLS	1	68.5	104	FY 24 - 25
Track	Cork to State Track 2 TLS	2	68.5	104	FY 24 - 25



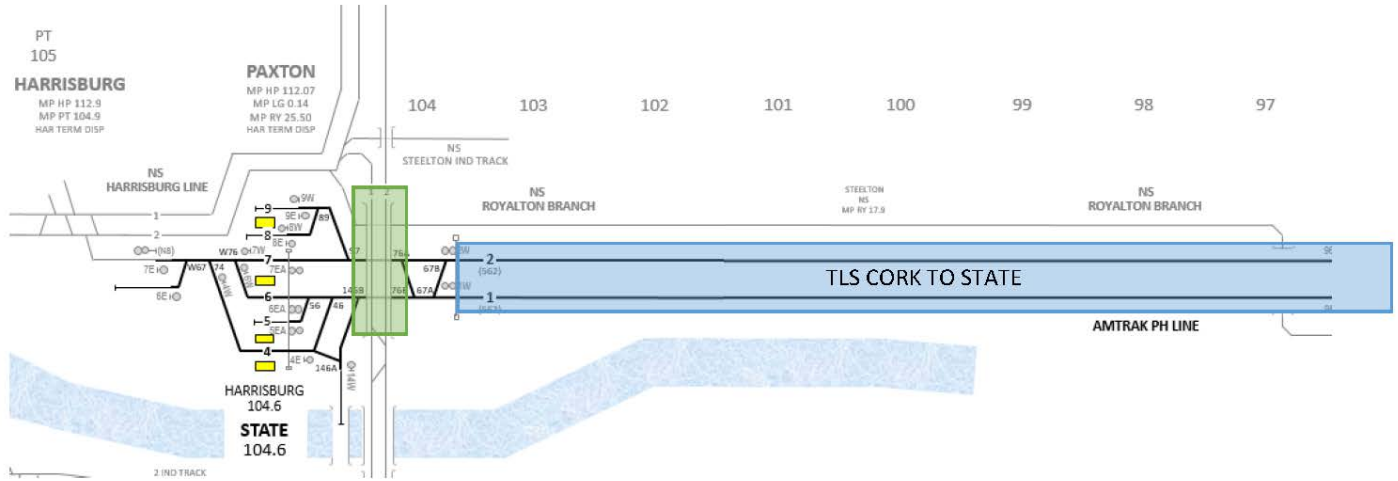
**Engineering Philadelphia to Harrisburg SOGR 5 Year Plan BCC 30**  
 ROY PH MP 85.0 – 96.0



Discipline	Task Name	Track	Start MP	MP End	Fiscal Year
Track	Rheems to Roy Wood Tie Replacement	1	83.6	94.2	FY 21
Track	Rheems to Roy Wood Tie Replacement	2	83.6	94.2	FY 21
Track	RBED AH-85 2trk Rock Cut Remediation	2	84.8	85.3	FY 24 - 25
BB	Conewago Bridge Rehab		91.76		FY 23
Track	Rock Cut Remediation	2	93.3	93.6	FY 24 - 25
Station	Middletown Station	2	94.3	104.6	FY 21 – 22
ET	Royalton Sub 71 Battery Charger Replacement		94.5		FY 21
Track	Cork to State Track 1 TLS	1	68.5	104	FY 24 - 25
Track	Cork to State Track 2 TLS	2	68.5	104	FY 24 - 25



**Engineering Philadelphia to Harrisburg SOGR 5 Year Plan BCC 30**  
 STATE PH MP 97.0 – 104.6.0



Discipline	Task Name	Track	Start MP	MP End	Fiscal Year
BB	Harrisburg Bridge Rehab		104.69		FY 23
Track	Cork to State Track 1 TLS	1	68.5	104	FY 24 - 25
Track	Cork to State Track 2 TLS	2	68.5	104	FY 24 - 25



*Amtrak  
Engineering  
Michigan Line  
SOGR 5 Year Plan*

*AM Line MP 72.3 – 228.7*

*Track Chart Key*

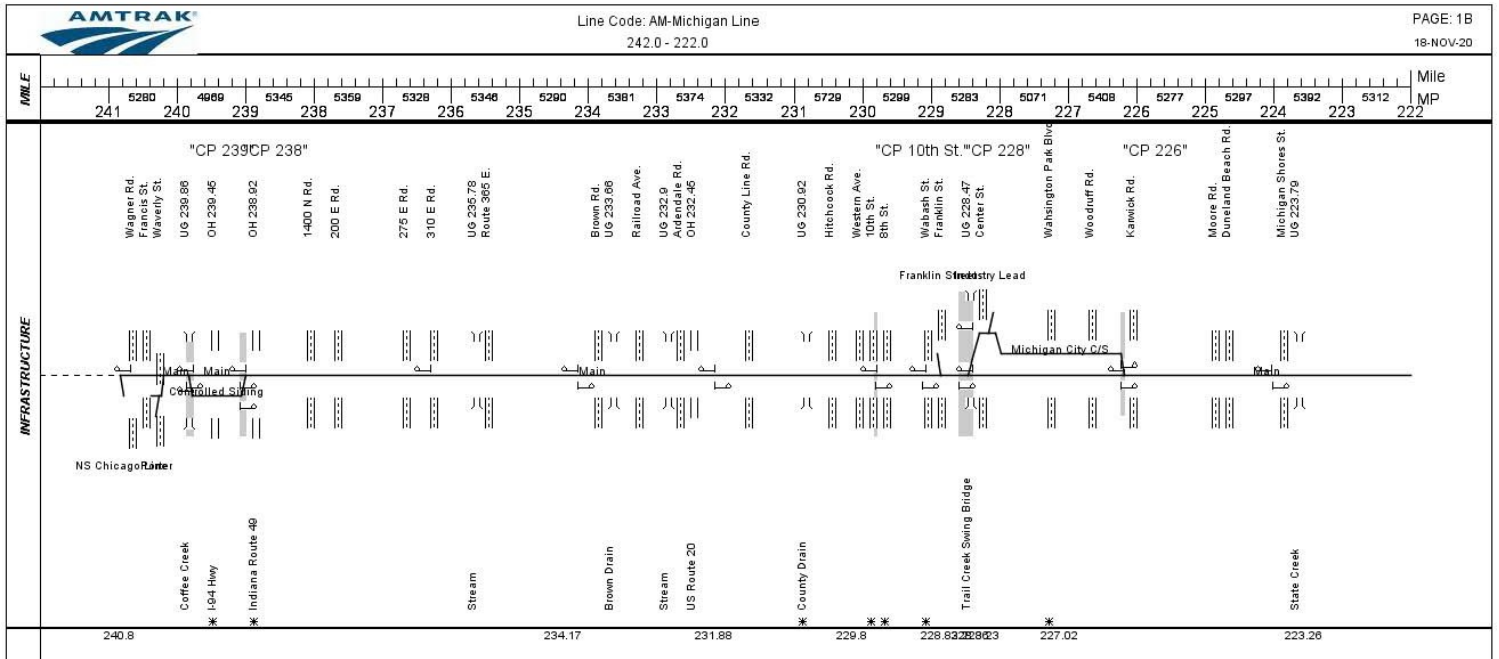






Engineering Michigan Line SOGR 5 Year Plan

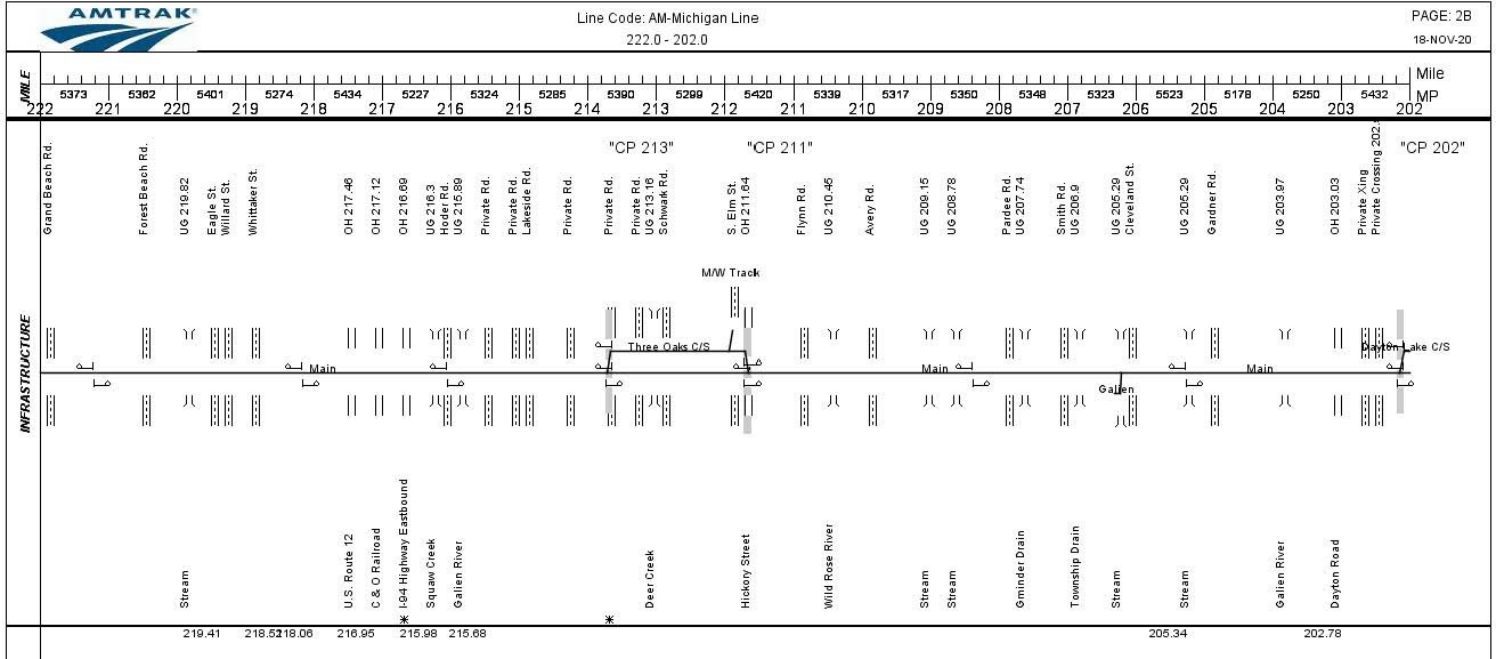
CP X – CP X AM MP 72 - 83






# Engineering Michigan Line SOGR 5 Year Plan

CP X - CP X AM MP 72 - 83

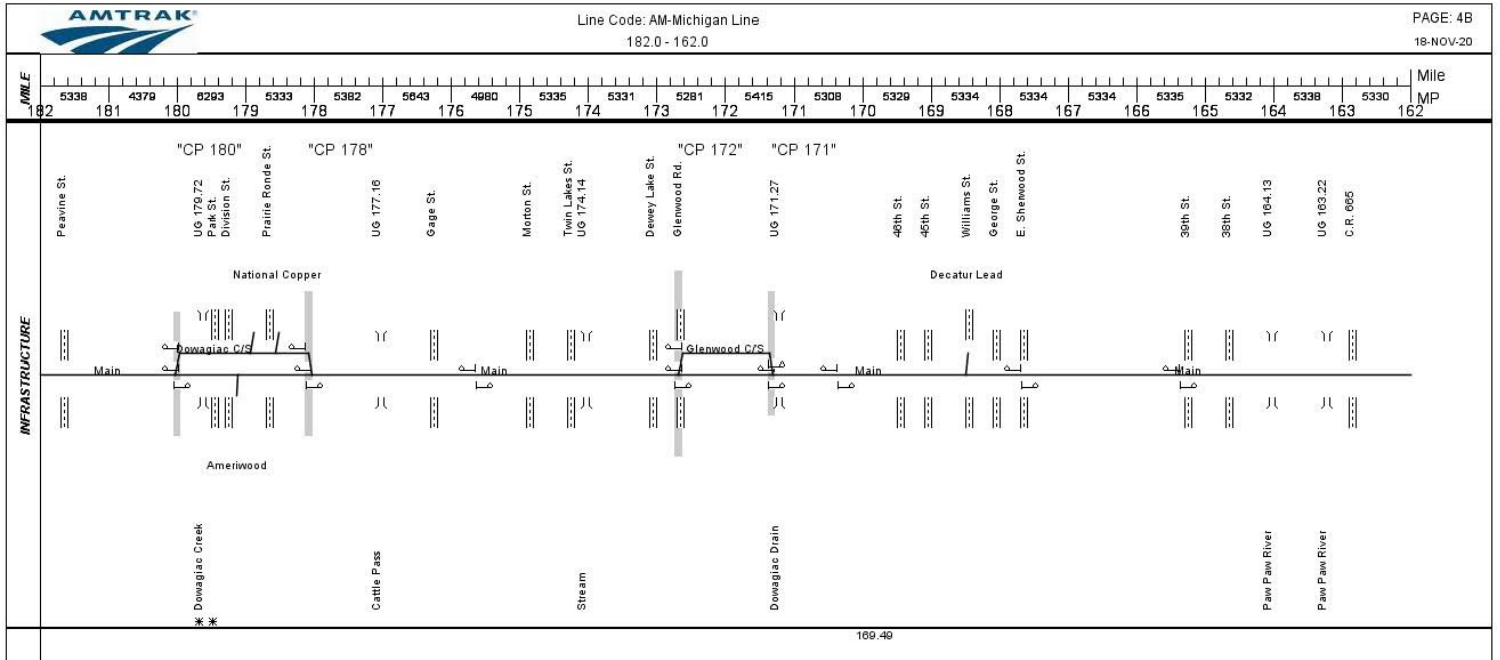







# Engineering Michigan Line SOGR 5 Year Plan

CP X – CP X AM MP 72 - 83





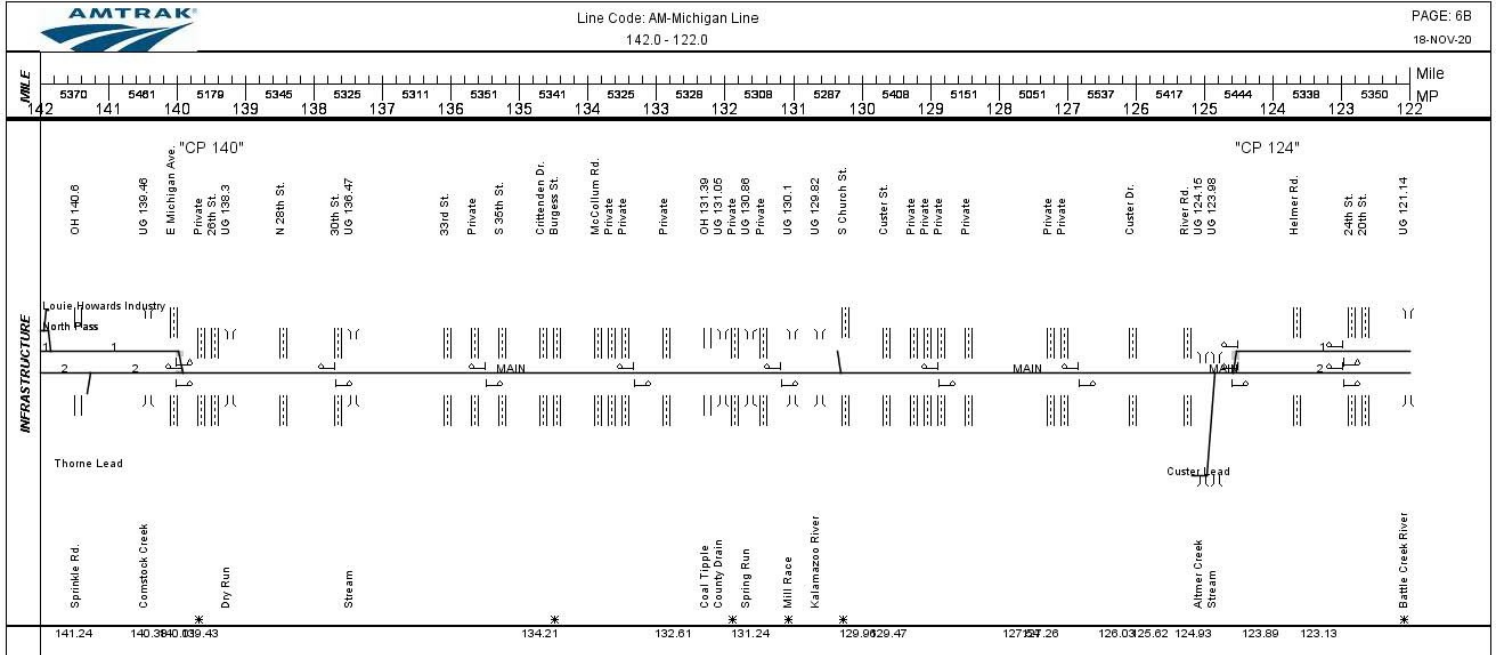
Sponsor	Task Name	Interlocking Start	Interlocking End	MP Start	MP End	Fiscal Year
Track	CP 143 Diamond Install	CP 143		143		21



Engineering Michigan Line SOGR 5 Year Plan

Engineering Michigan Line SOGR 5 Year Plan

CP 140 – CP 124 AM MP 142 - 122






Engineering Michigan Line SOGR 5 Year Plan

Engineering Michigan Line SOGR 5 Year Plan

CP Baron – CP 116 AM MP 122 - 102

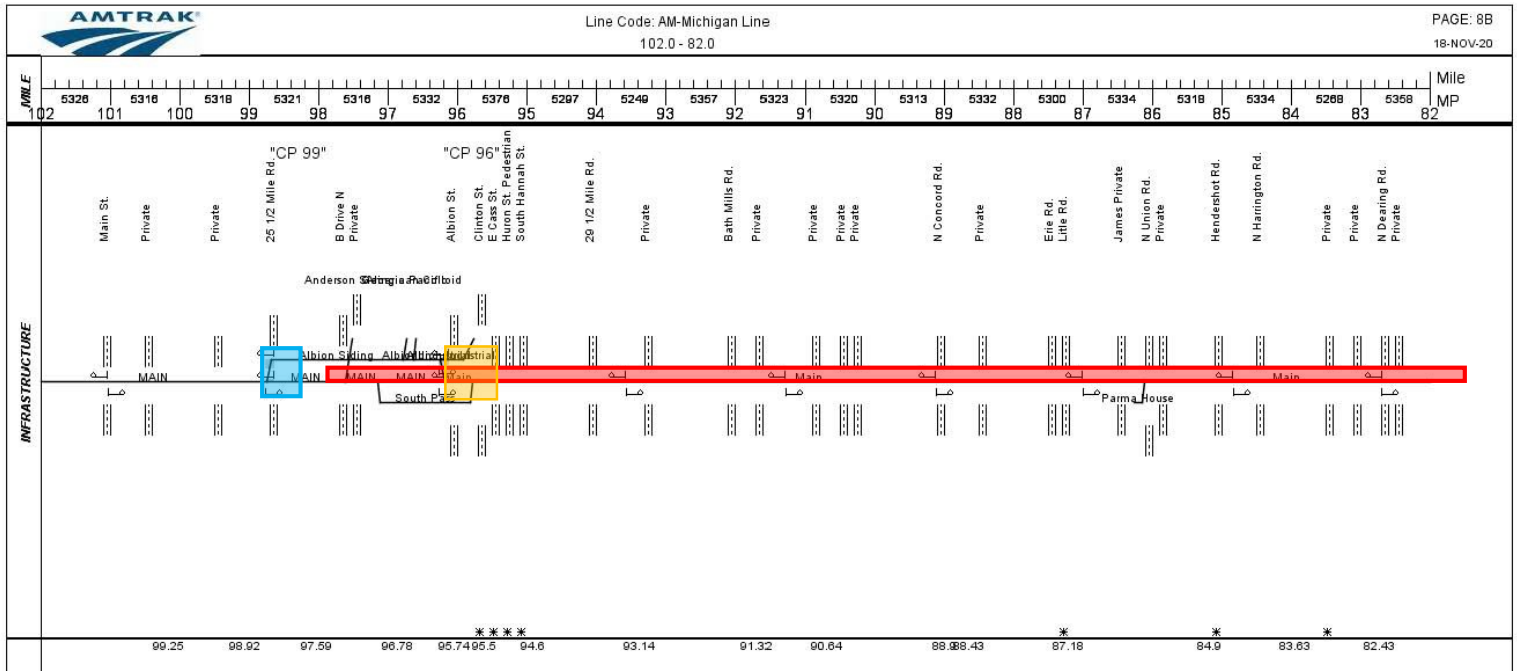




Engineering Michigan Line SOGR 5 Year Plan

Engineering Michigan Line SOGR 5 Year Plan

CP 99 – CP 96 AM MP 102 - 82



Sponsor	Task Name	Interlocking Start	Interlocking End	MP Start	MP End	Fiscal Year
Track	Replace turnout at CP 99	CP 99		99		24
Track	Curve Rail 80,000'	CP 99	CP 75	99	75	21
Track	Replace crossover at CP 96	CP 96		96		22

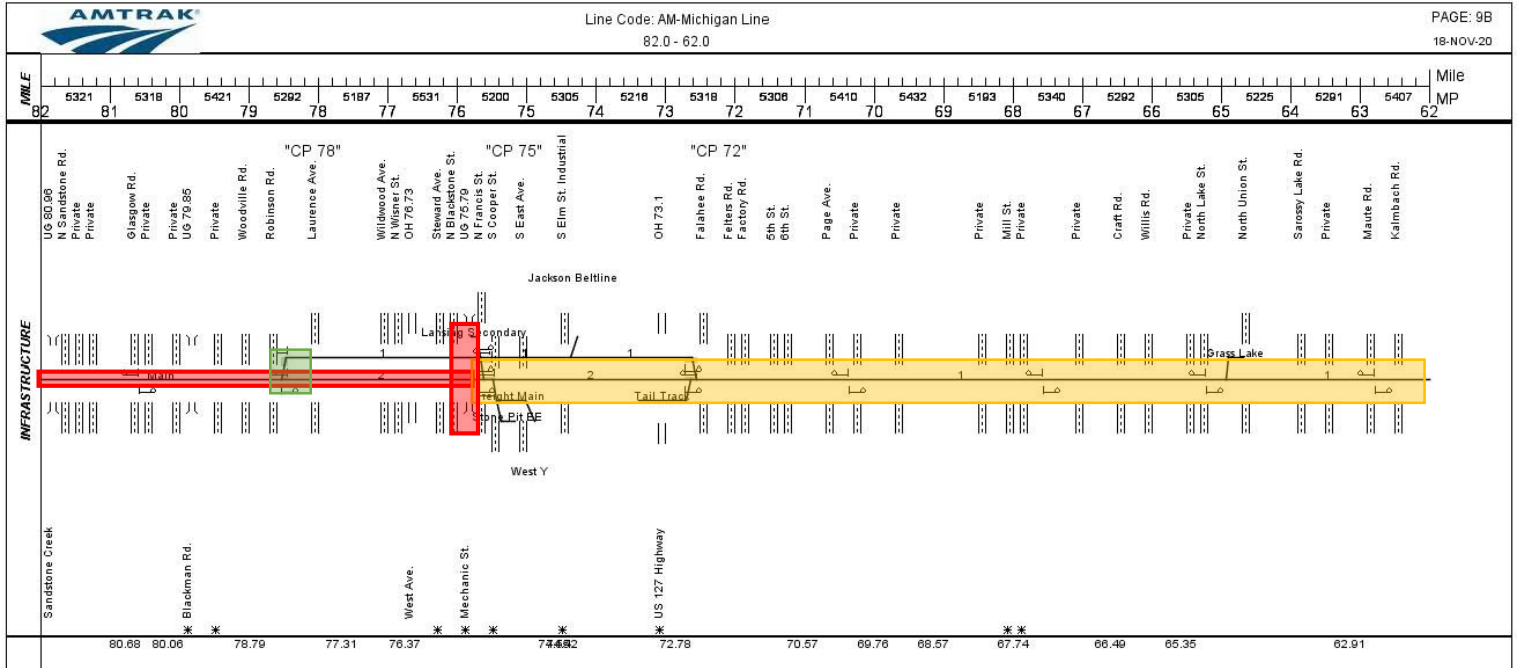




Engineering Michigan Line SOGR 5 Year Plan

Engineering Michigan Line SOGR 5 Year Plan

CP 78 – CP 72 AM MP 82 - 62



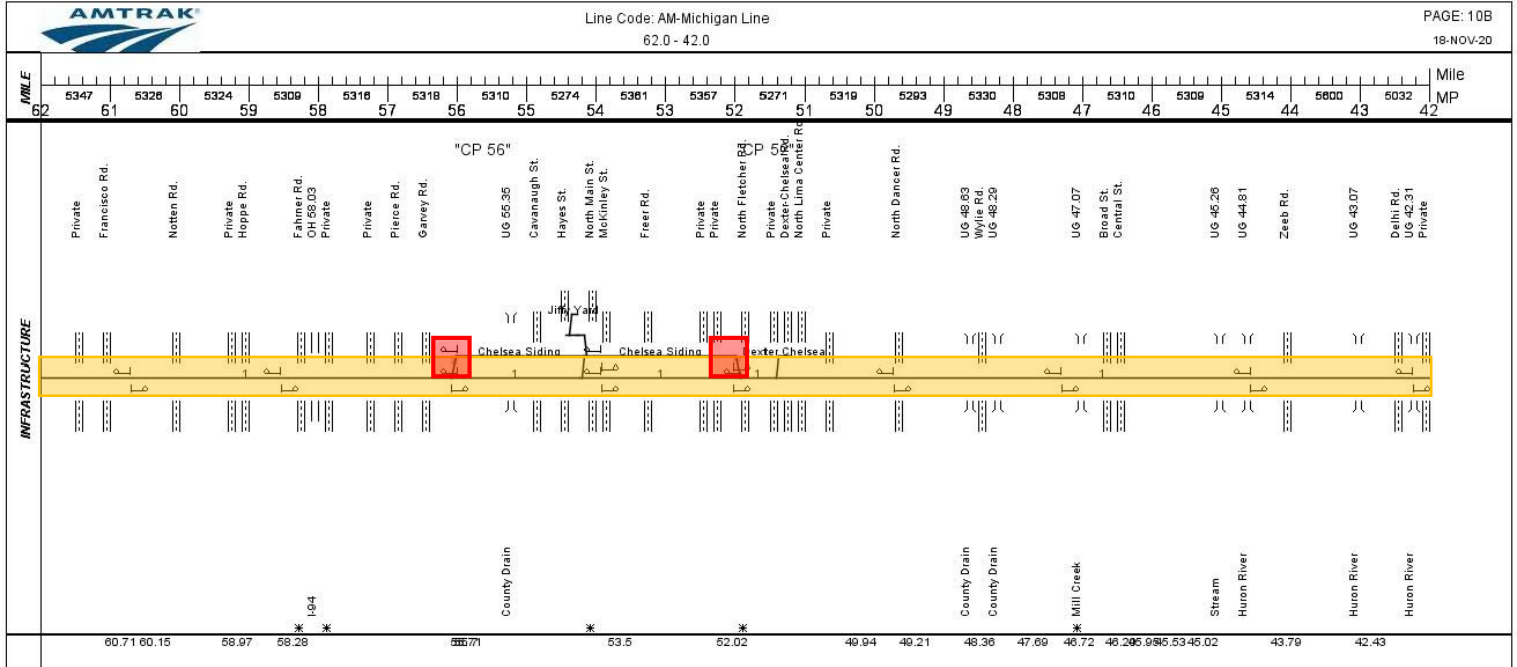
Sponsor	Task Name	Interlocking Start	Interlocking End	MP Start	MP End	Fiscal Year
Track	Curve Rail 80,000'	CP 99	CP 75	99	75	21
Track	Replace CP 78 turnout	CP 78		78		23
Track	Install 80,000' of curve rail	CP 75	CP 28	75	28	22
Track	Install 22,000 ties	CP 75	CP 28	75	28	22
Track	Install 14,000 Ties	CP 75	CP 28	75		21
Structures	Jackson & Mechanic St Bridges	Jackson		76		21



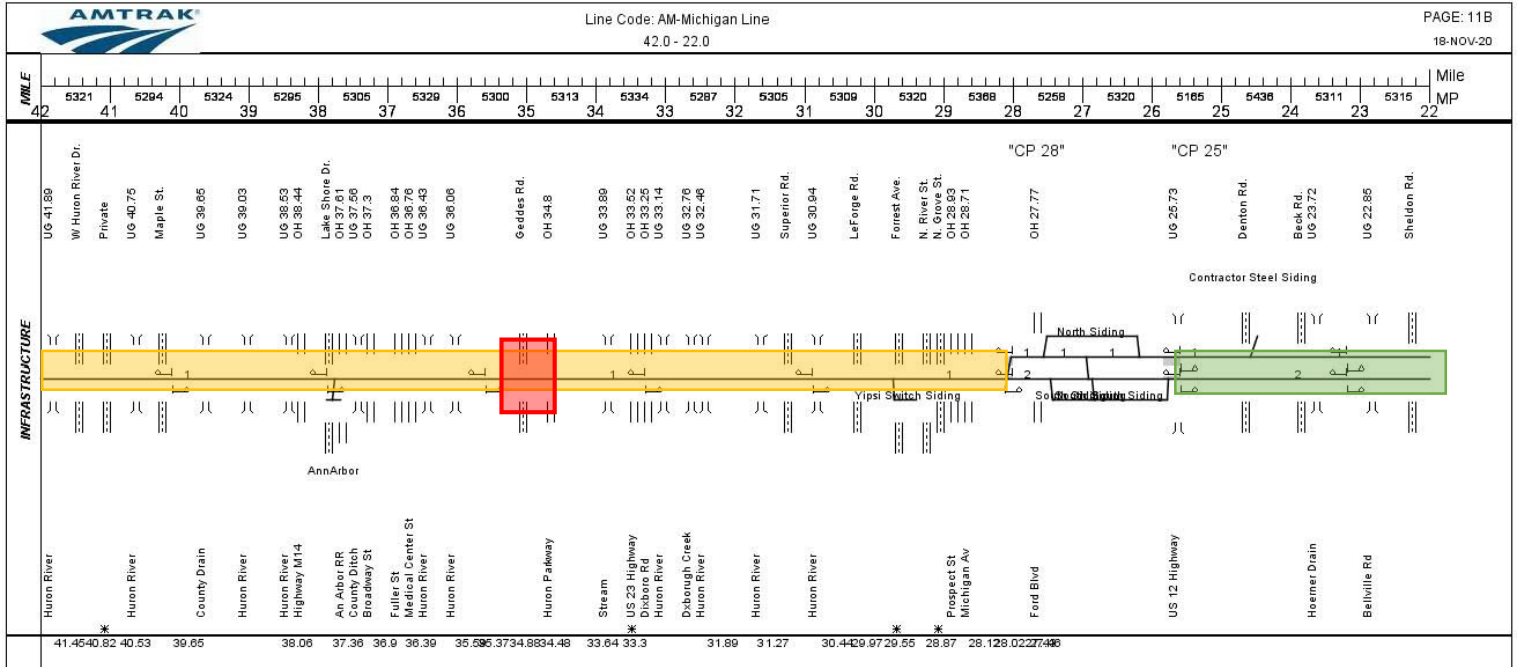
Engineering Michigan Line SOGR 5 Year Plan

Engineering Michigan Line SOGR 5 Year Plan

CP 56 – CP 52 AM MP 62 - 42



Sponsor	Task Name	Interlocking Start	Interlocking End	MP Start	MP End	Fiscal Year
Track	Install 80,000' of curve rail	CP 75	CP 28	75	28	22
Track	Install 22,000 ties	CP 75	CP 28	75	28	22
Track	Install 14,000 Ties	CP 75	CP 28	75		21
Track	CP 56 Turnout Install	CP 56		56		21
Track	CP 52 Turnout Install	CP 52		52		21



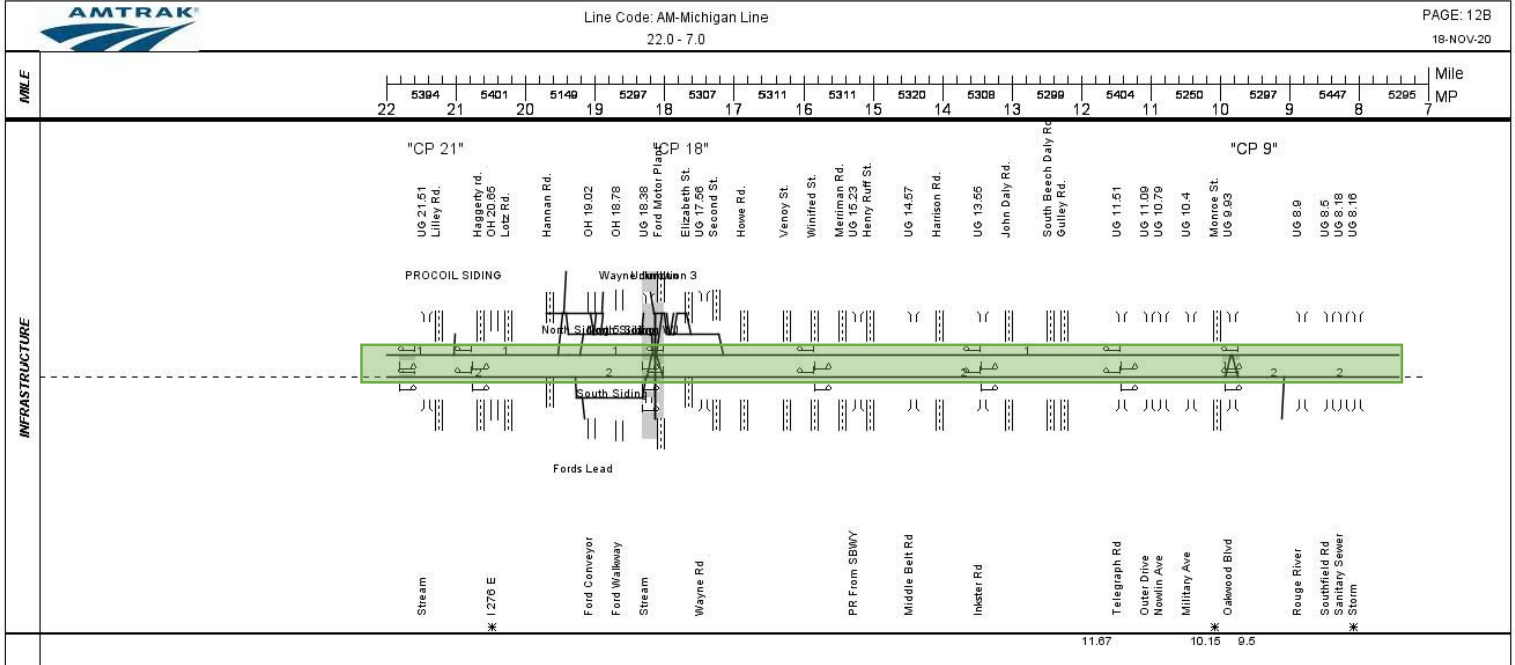
Sponsor	Task Name	Interlocking Start	Interlocking End	MP Start	MP End	Fiscal Year
Structures	Huron River Bridge Rehab			36.43	39.03	21
Track	Install 80,000' of curve rail	CP 28	Townline	28		23
Track	Install 22,000 ties	CP 28	Townline	28		23



Engineering Michigan Line SOGR 5 Year Plan

Engineering Michigan Line SOGR 5 Year Plan

CP 21- CP 9 AM MP 22 - 7



# Amtrak Engineering Philadelphia to New York Line SOGR 5 Year Plan



## *BCC Segments*

*11: Penn Station Terminal Amtrak/LIRR/NJT*

*12: Penn Station to Trenton MP. 56.7 Amtrak/NJT*

*13: MP 56.7 – 58.3 Amtrak/NJT/Septa*

*14: MP 58.3 – 77.2 Amtrak/Septa*

*15: MP 77.2 – 82.1 Amtrak/Septa*

*16: MP 82.1 – 87.7 Amtrak/Septa*

*17: MP 87.7 - 30<sup>th</sup> Street Station Amtrak/Sept*

## *Track Chart Key*

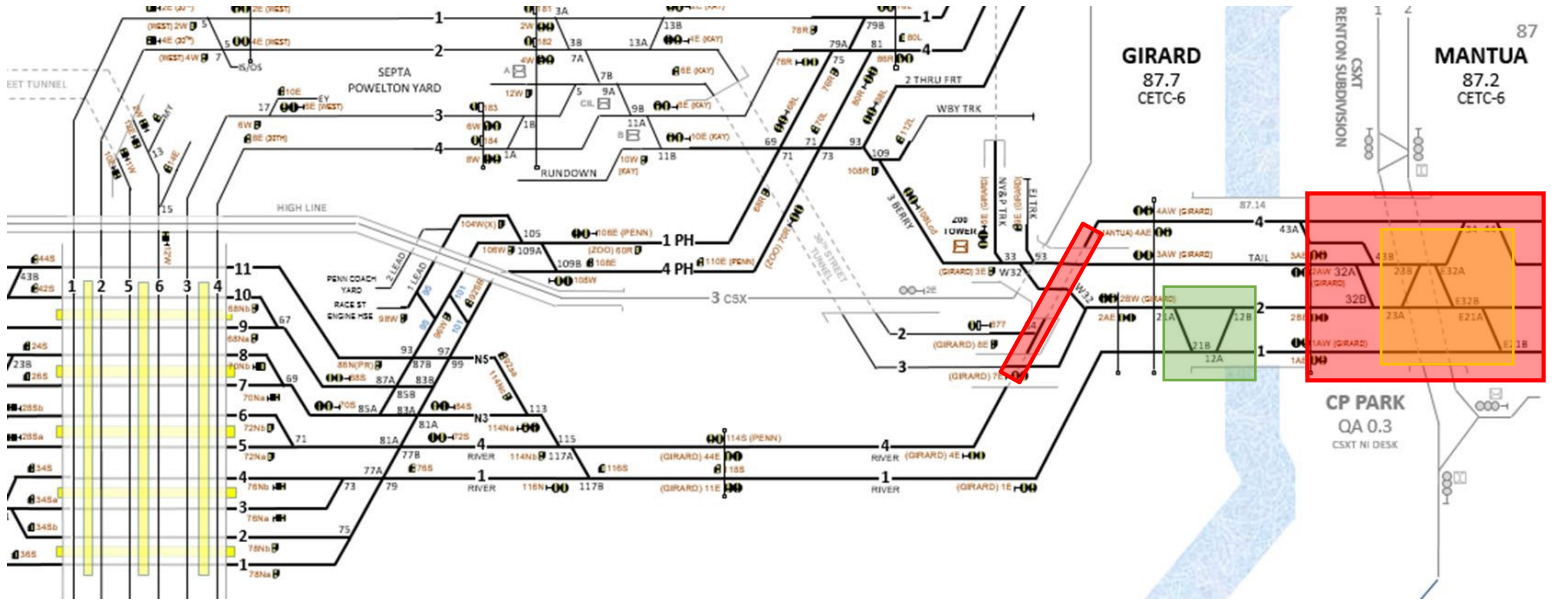




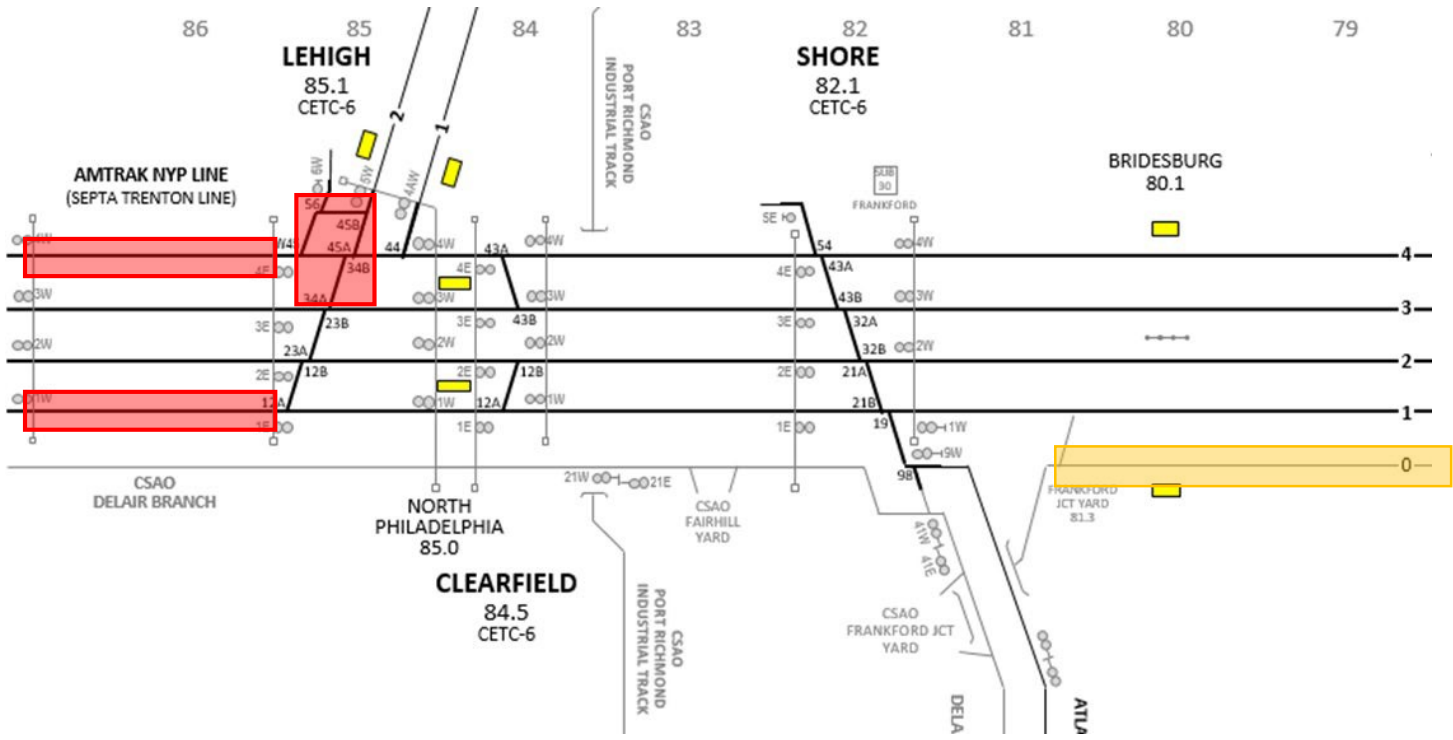
# Engineering Philadelphia to New York SOGR 5 Year Plan

30<sup>th</sup> Street Station to Mantua NYP MP 87.7-87

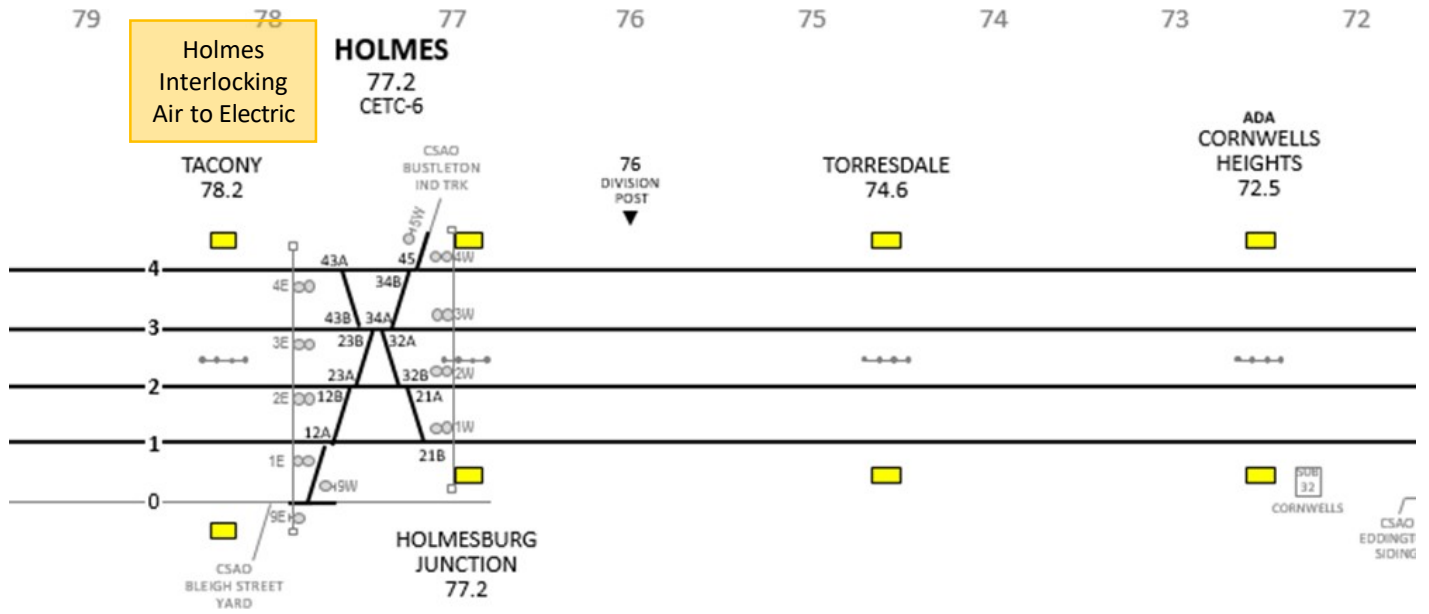
BCC  
16/17



Sub Division	Sponsor	Task Name	Track OOS	MP Start	MP End	Fiscal Year	Resource Names	Turnouts/Sidings
Philadelphia	Track	Girard Tunnel - 1600'	4	87.85		21	TLS, Clipping Gang	
Philadelphia	Track	Girard Interlocking Install		87.7	87.7	23	SES	12XO, 21XO, W32XO
Philadelphia	Track	Mantua Interlocking Install		87.2	87.2	22	SES	23XO, 32XO, E21XO
Philadelphia	Track	Mantua/JO Timber Replacement		87		21	Z192	
Philadelphia	Track	Lehigh to Mantua - TK 1 UNDR	1	85.45	87.11	21	Undercutter	
Philadelphia	Track	Lehigh to Mantua - TK 4 UNDR	4	85.45	87.11	21	Undercutter	

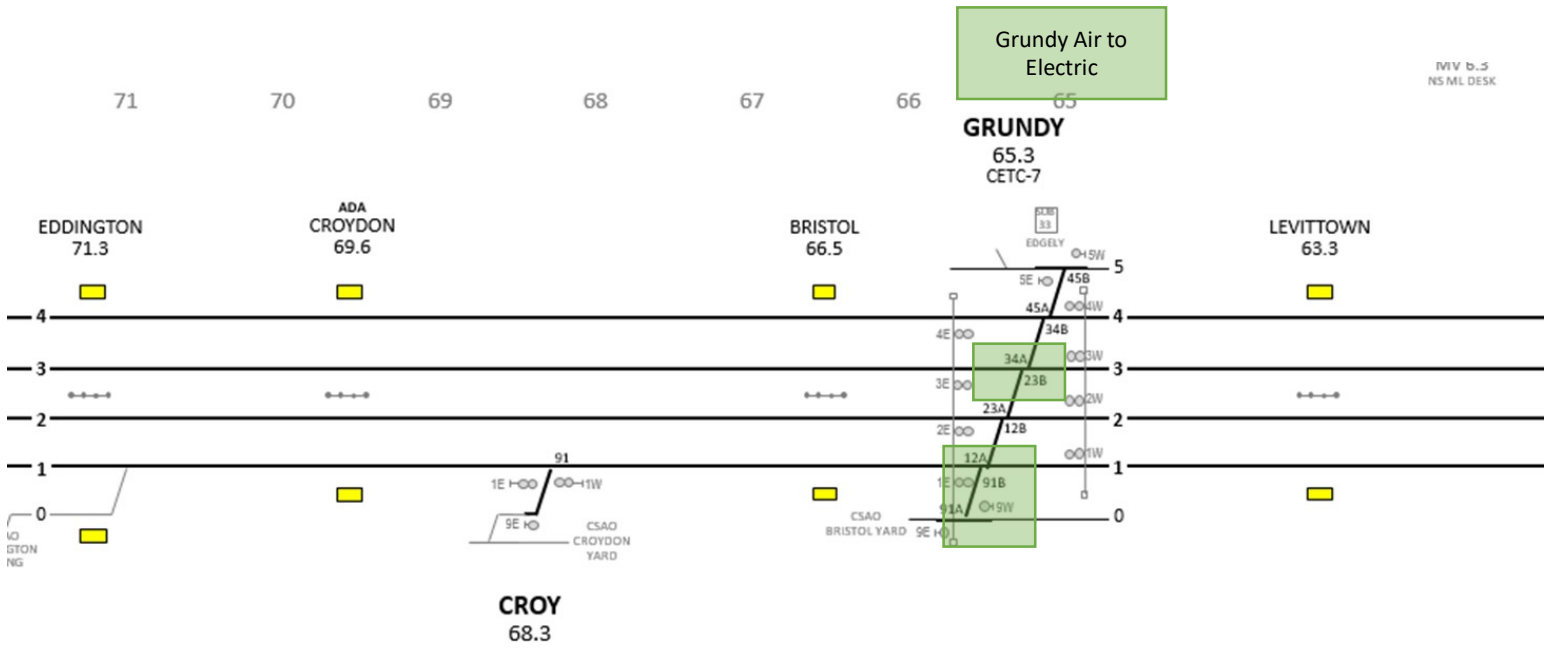


Sub Division	Sponsor	Task Name	Track OOS	MP Start	MP End	Fiscal Year	Resource Names	Turnouts/Sidings
Philadelphia	Track	Lehigh to Mantua - TK 1 UNDR	1	85.45	87.11	21	Undercutter	
Philadelphia	Track	Lehigh to Mantua - TK 4 UNDR	4	85.45	87.11	21	Undercutter	
Philadelphia	Track	Lehigh Interlocking Install	4, 1, 2,	85.1	85.1	21	SES	44TO, 45XO, W45TO, 12XO, 23XO, 34XO
Philadelphia	Track	Shore to Holmes 0 Track		81.3	77.2	22	Z181	

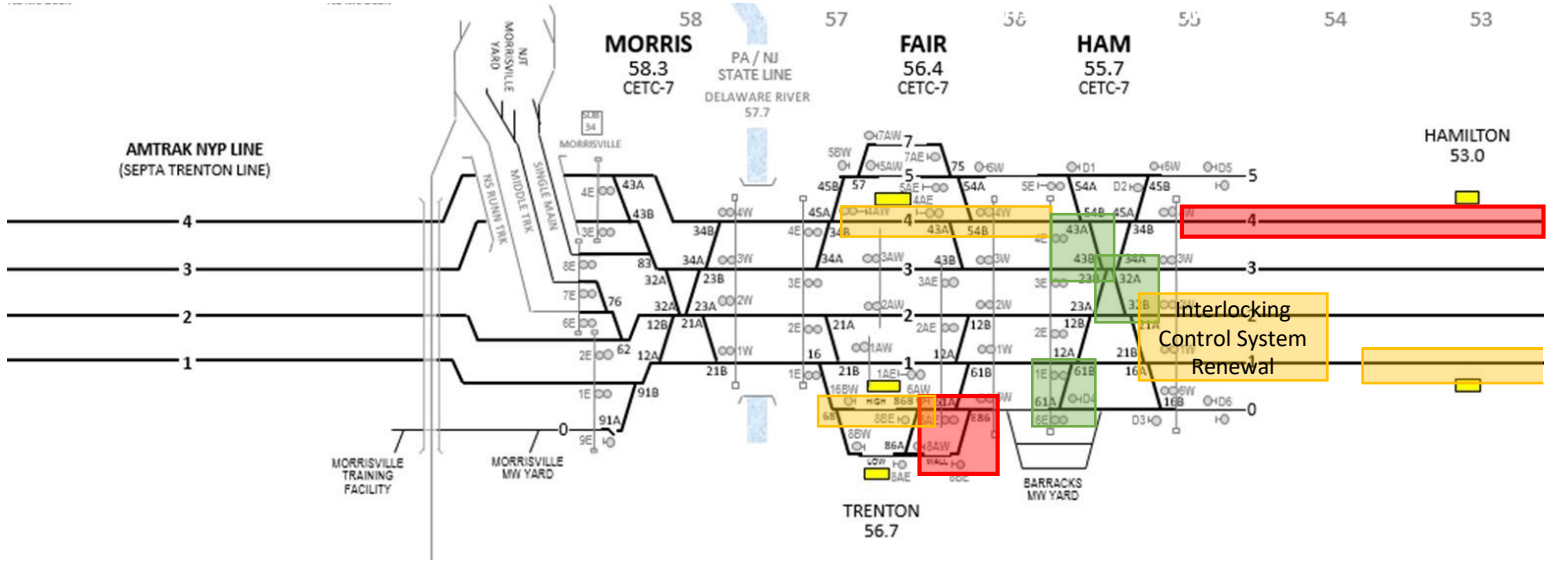


Sub Division	Sponsor	Task Name	Track OOS	MP Start	MP End	Fiscal Year	Resource Names
Philadelphia	C&S	Holmes Switch House Air to Electric Conversion		78		22	C&S Construction

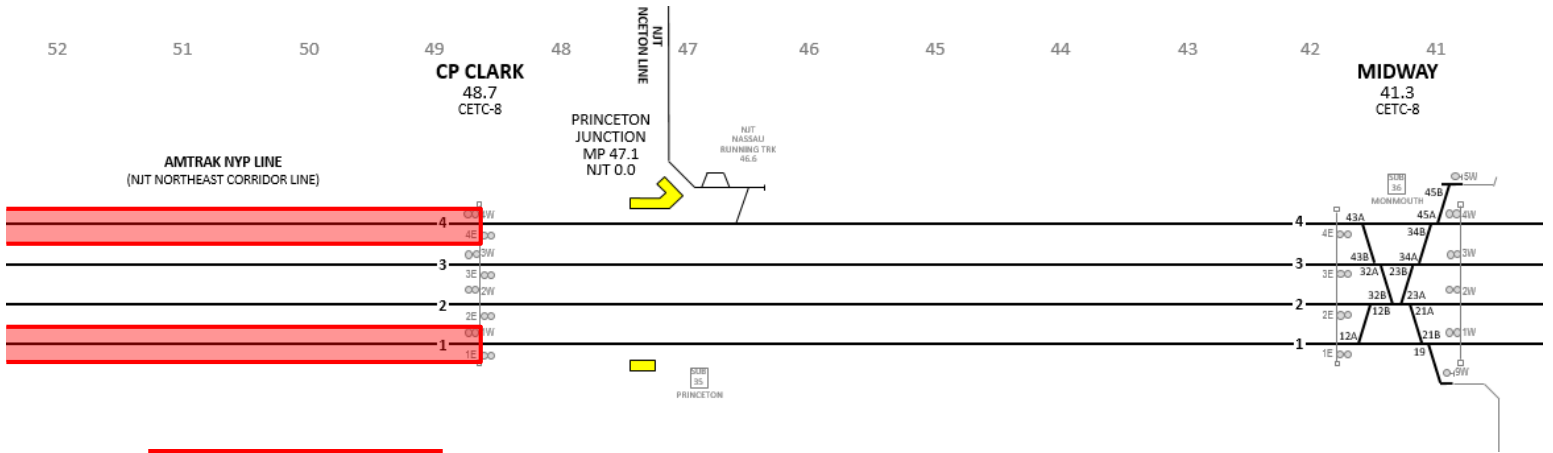




Sub Division	Sponsor	Task Name	Track OOS	MP Start	MP End	Fiscal Year	Resource Names	Turnouts/Sidings
Adams	Track	Grundy Interlocking Install		65.3	65.3	23	SES	12XO, 34XO, 91XO
Adams	C&S	Grundy Switch House Air to Electric Conversion		64.9	64.9	23	C&S Construction	

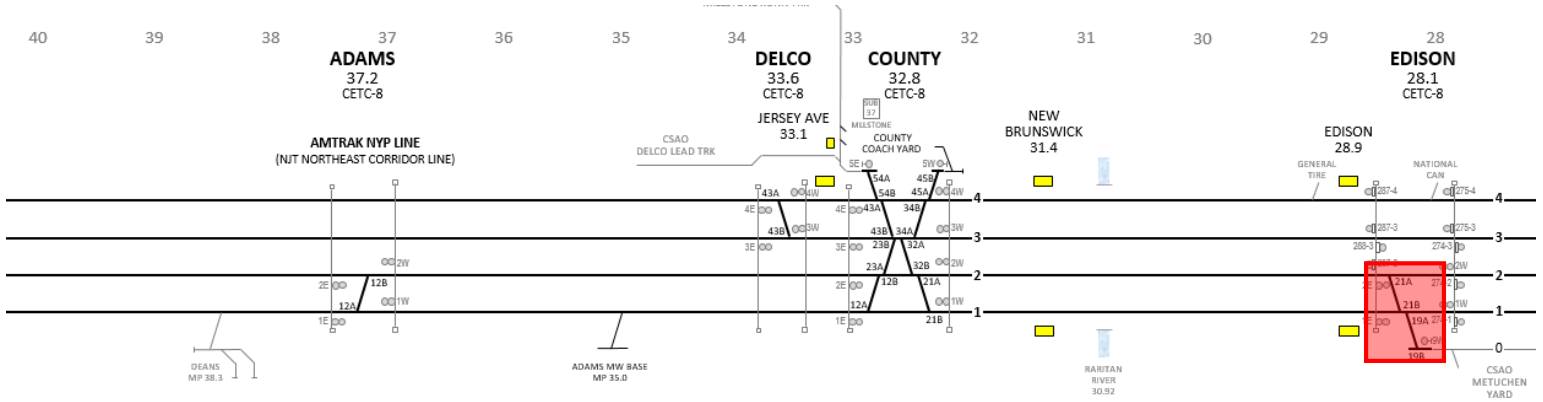


Sub Division	Sponsor	Task Name	Track OOS	MP Start	MP End	Fiscal Year	Resource Names	Turnouts/Sidings
Adams	Track	Fair Interlocking Replacement Install	High	56.4	56.4	21	SES	E86
Adams	Track	Fair Interlocking Removal 86XO Install	North Low	56.4	57	21	SES	86XO
Adams	Track	Fair Interlocking Renewal	North Low	56.4	57	21	Contractor, Protection	
Adams	Track	Fair Interlocking Tie Replacement	South High O Track	56.4		22	Z192	
Adams	Track	Fair to Ham Concrete Tie Renewal	4	56.4	55.7	22	TLS	
Adams	C&S	Ham Interlocking Control System Renewal		55.4		22	C&S Construction	
Adams	Track	Ham Interlocking Install		54.8	54.8	23	SES	61TO, 43XO, 32XO
Adams	Track	Ham to Midway Track 4 20,000'	4	54.8	41.55	21	TLS, Clipping Gang	
Adams	Track	Curve Patch	1	54	49	22	TLS	
Adams	Project Delivery	Clark to Ham Constant Tension Upgrade		49		20-26	Contractor	



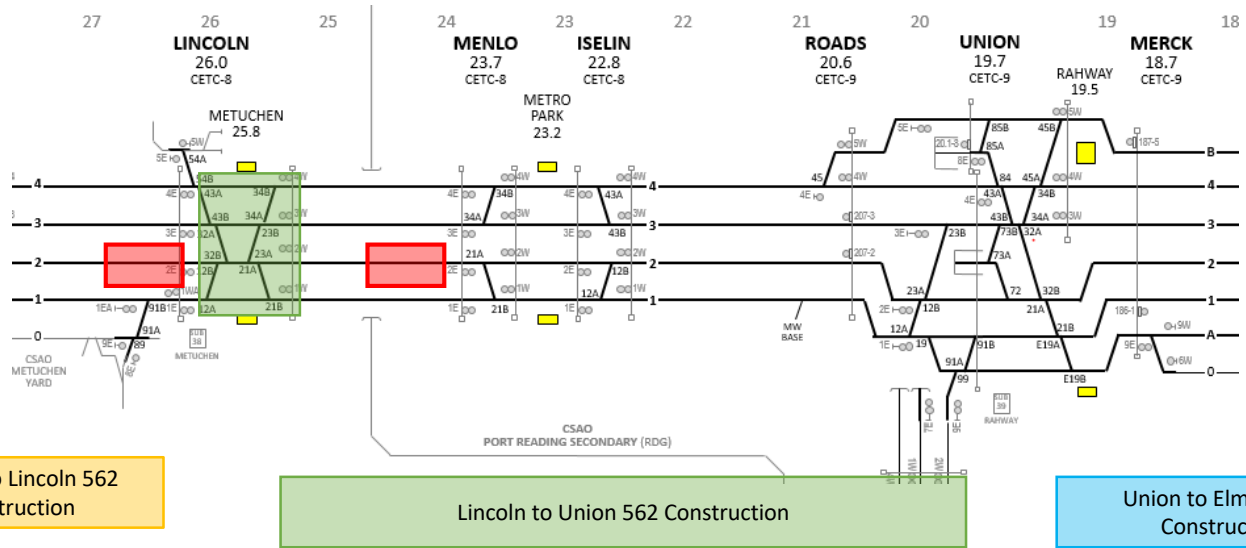
Clark to Ham Constant tension Project

Sub Division	Sponsor	Task Name	Track OOS	MP Start	MP End	Fiscal Year	Resource Names
Adams	ET	Clark to Ham Constant Tension Upgrade Project	1	41.3	55.7	21	Contractor, Protection
Adams	ET	Clark to Ham Constant Tension Upgrade Project	4	41.3	55.7	21	Contractor, Protection



County to Lincoln 562 Construction

Sub Division	Sponsor	Task Name	Track OOS	MP Start	MP End	Fiscal Year	Resource Names	Turnouts/Sidings
Adams	C&S	County to Lincoln 562 - Construction		32.4	25.5	22	C&S Construction	
Adams	Track	Edison Interlocking Install	0, 1, 2	27.4	28.75	21	SES	21XO, 19TO

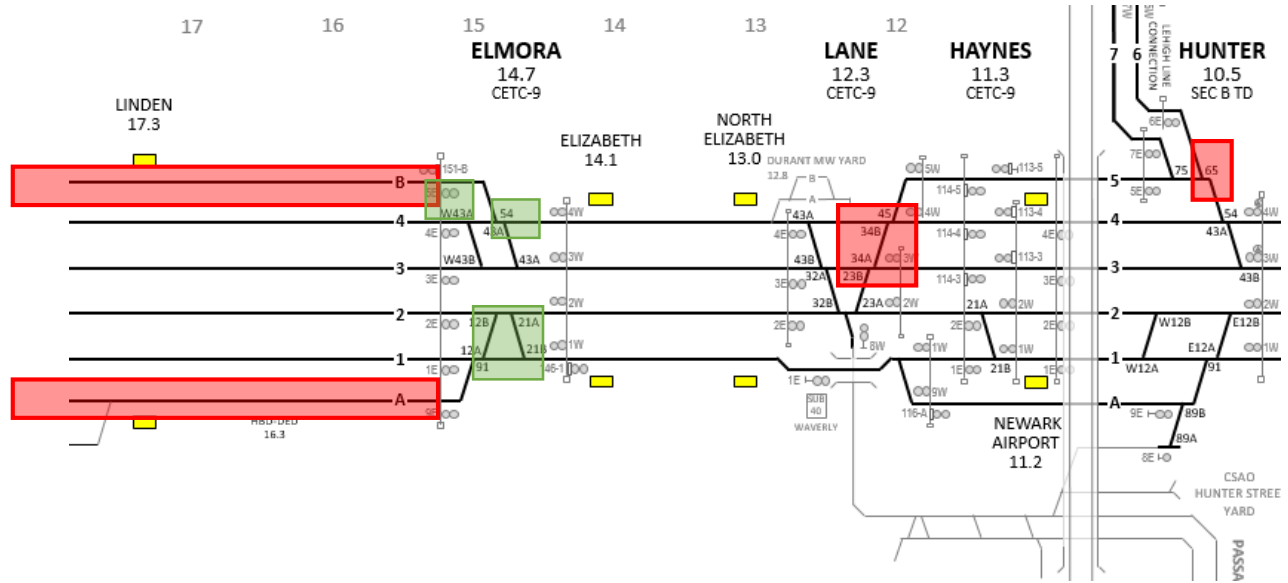


County to Lincoln 562 Construction

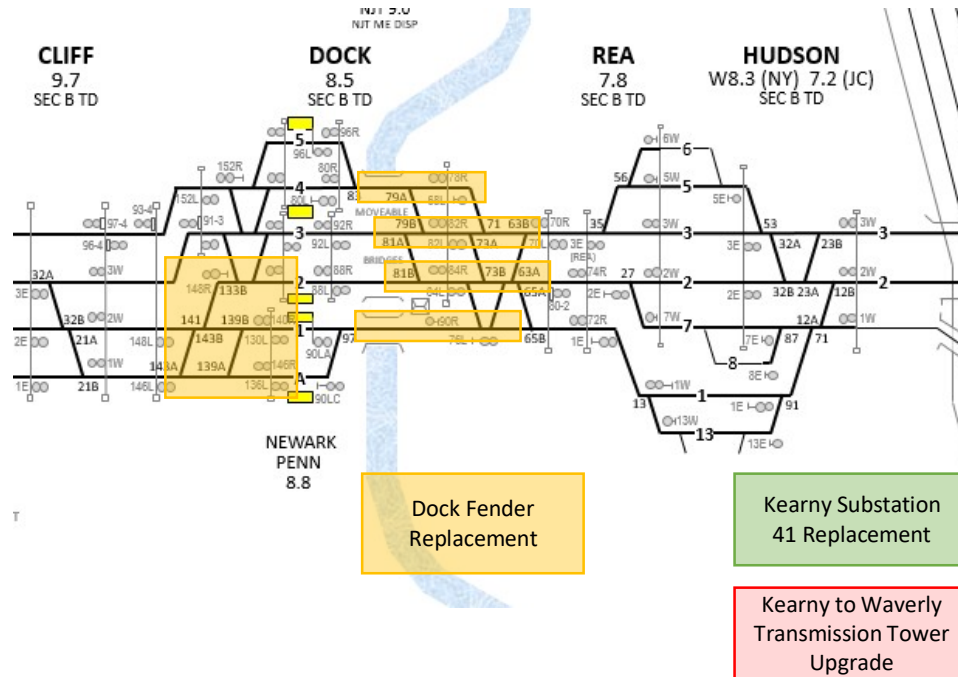
Lincoln to Union 562 Construction

Union to Elmore 562 Construction

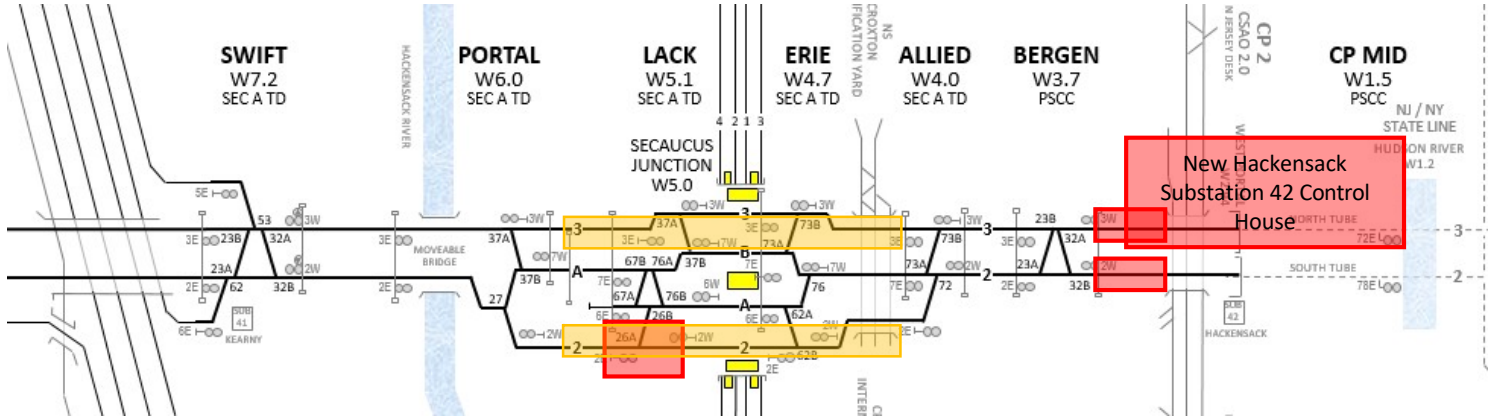
Sub Division	Sponsor	Task Name	Track OOS	MP Start	MP End	Fiscal Year	Resource Names	Turnouts/Sidings
Adams	Track	Curve Patch - MP 26.75 Track 2 4,000'	2	26.75		21	TLS, Clipping Gang	
Adams	Track	Curve Patch - MP 26.39 Track 2 1,600'	2	26.39		21	TLS, Clipping Gang	
Adams	Track	Lincoln Interlocking Install		26	26	23	SES	34XO, 21XO, 91 XO
Adams	C&S	Lincoln to Union 562 - Construction		25.5	19.3	23	C&S Construction	
Adams	Track	Curve Patch - MP 24.69 Track 2 2,400'	2	24.69		21	TLS, Clipping Gang	
Adams	Track	NYD - Curve Patch - AN Line Track 1 - Iselin to MP 20		22.8	20.5	22	TLS	
Adams	Track	NYD - Union to MP 22 - 1 Track		20	22	22	TLS	
Adams	C&S	Union to Elmore 562 - Construction		19.3	14.5	24	C&S Construction	



Sub Division	Sponsor	Task Name	Track OOS	MP Start	MP End	Fiscal Year	Resource Names	Turnouts/Sidings
Adams	Track	Elmore to Union Wood Tie Replacement	A	14.9	19.2	21	Z181	
Adams	Track	Elmore to Union Wood Tie Replacement	B	14.9	19.2	21	Z181	
Adams	Track	Elmore Interlocking Install		14.7	14.7	23	SES	W43XO, 21XO, 91TO, 54TO
Adams	Track	Elmore Interlocking Timber Replacement		14.7		22	Z181	
Adams	Track	Lane Interlocking Timber Replacement 23, 34 XO	3	12.3		22	Z181	
Adams	Track	Lane Interlocking Install	2, 3, 4	11.65	12.42	21	SES	23XO, 34XO
Adams	Track	Hunter - Lehigh Line Connection Install	5	10.09	10.6	21	SES	65 TO

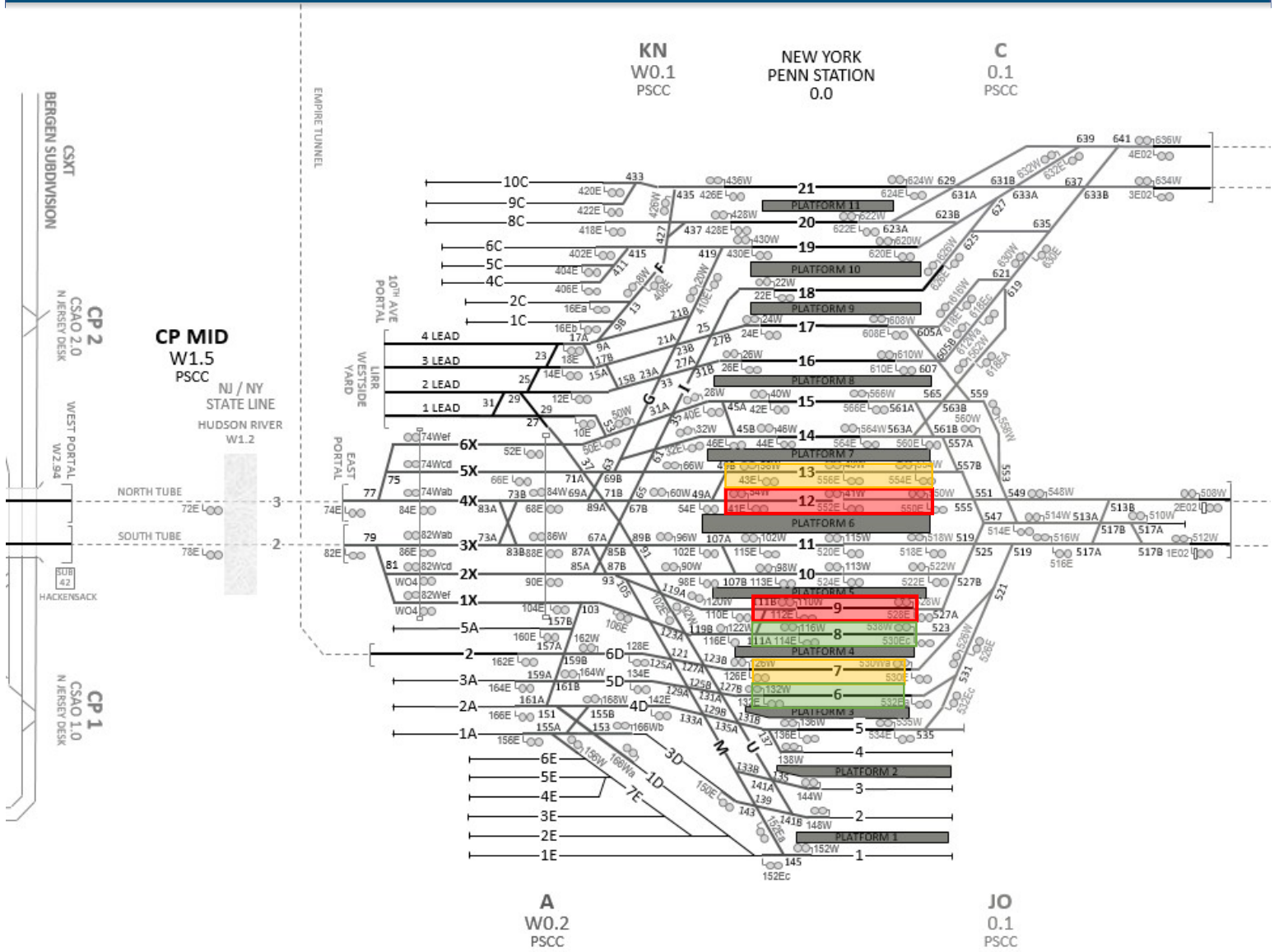


Sub Division	Sponsor	Task Name	Track OOS	MP Start	MP End	Fiscal Year	Resource Names	Turnouts/Sidings
Adams	Track	Dock Interlocking Install		8.5	8.5	22	SES	123 TO, 125XO, 127ATO, 127BTO
Adams	Project Delivery	Dock Fender Replacement		8.5		22-23	Contractor	
Adams	Track	NYD - Curve Patch - AN Line - Track 1, 2, 3, 4 - MP 7.6 - MP 8.5		7.6	8.5	22	TLS	
Adams	Project Delivery	Kearney Substation 41 Replacement		7.2		23-24	Contractor	
Adams	Project Delivery	Kearny to Waverly Transmission Tower Upgrade		7.2		21-23	Contractor	



Sub Division	Sponsor	Task Name	Track OOS	MP Start	MP End	Fiscal Year	Resource Names	Turnouts/Sidings
Adams	Track	Allied to Portal Concrete Tie	2	6	4	22	Z192	
Adams	Track	Allied to Portal Concrete Tie	3	6	4	22	Z192	
Adams	Track	Lack Interlocking Install	2	5	5.34	21	SES	26A TO
Adams	Track	Bergen Curve, Low Rail, Track 2 3,200'	2	3.7		21	TLS, Clipping Gang	
Adams	Track	Bergen Curve, Low Rail, Track 3 3,200'	3	3.7		21	TLS, Clipping Gang	
Adams	Project Delivery	New Hackensack Substation 42 Control House		3.1		21-23	Contractor	







Task Name	Fiscal Year	Resource Names
Penn Station #37/31 Slip Replacement	23	ITN
Penn Station #63 Turnout	23	ITN
Penn Station #75 Turnout	22	ITN
Penn Station #77 Turnout	22	ITN
Penn Station #105/121 Slip Replacement	22	ITN
Penn Station #121/125 Slip Replacement	22	ITN
Penn Station #125/129 Slip Replacement	22	ITN
Penn Station #129/133 Slip Replacement	23	ITN
Penn Station #135/141 Slip Replacement	23	ITN
Penn Station #139 Turnout	23	ITN
Penn Station #139/143 Slip Replacement	23	ITN
Penn Station #141 Turnout	23	ITN
Penn Station #145 Turnout	23	ITN
Penn Station NY #79 Switch	21	ITN
Penn Station NY #81 Switch	22	ITN
Penn Station NY #119/91	21	ITN
Penn Station NY #119/123 Switch	21	ITN
Penn Station NY #123/127 Slip Replacement	21	ITN
Penn Station NY #127/131 Switch	21	ITN
Penn Station NY #131/135 Switch	21	ITN
Penn Station NY #519/525 Slip Replacement	22	ITN
Penn Station NY #549/551 Switch	21	ITN
Penn Station NY #551/555 Switch	21	ITN
Penn Station NY #635 Switch	21	ITN
Penn Station NY Scada Phase II	22	Contractor

Task Name	Track OOS	Fiscal Year	Resource Names
Penn Station NY Track 7 Total Track Replacement	7	22	ITN
Penn Station NY Track 9 Total Track Replacement	9	21	ITN
Penn Station NY Track 12 Total Track Replacement	12	21	ITN
Penn Station Track 6 Total Track Replacement	6	23	ITN
Penn Station Track 8 Total Track Replacement	8	23	ITN
Penn Station Track 13 Total Track Replacement	13	22	ITN
Q Interlocking C&S Equipment Replacement		21-27	Contractor
Spuyten Duyvil Fenders System Upgrades		22	Contractor
Sunnyside Yard Frequency Converter Upgrade		21-27	Contractor
Sunnyside Yard Service Platform Upgrade		21-23	Contractor
ERT Rehab - Line 2 Rehab	2	23-24	Contractor
ERT Rehab - Line 1 Rehab	1	25-26	Contractor
SUNNYSIDE YARD M&I FACILITY DESIGN & CONSTRUCTION		FY23 - FY27	RWP Support, Track & ET Construction

**AMTRAK**



# *Amtrak Engineering New Haven to Boston Line*

*SOGR 5 Year Plan*

*NHB Line MP 72.3 – 228.7*

## *BCC Segments*

*1: MP 228.7 – 190.8 Amtrak/MBTA*

*2: MP 190.8 – 185.1 Amtrak/MBTA*

*3: MP: 185.1 – 165.9 Amtrak/RIDOT*

*4: MP 165.9 – 122.9 Amtrak*

*5: MP 122.9 – 72.3 Amtrak/SLE*

## *Track Chart Key*

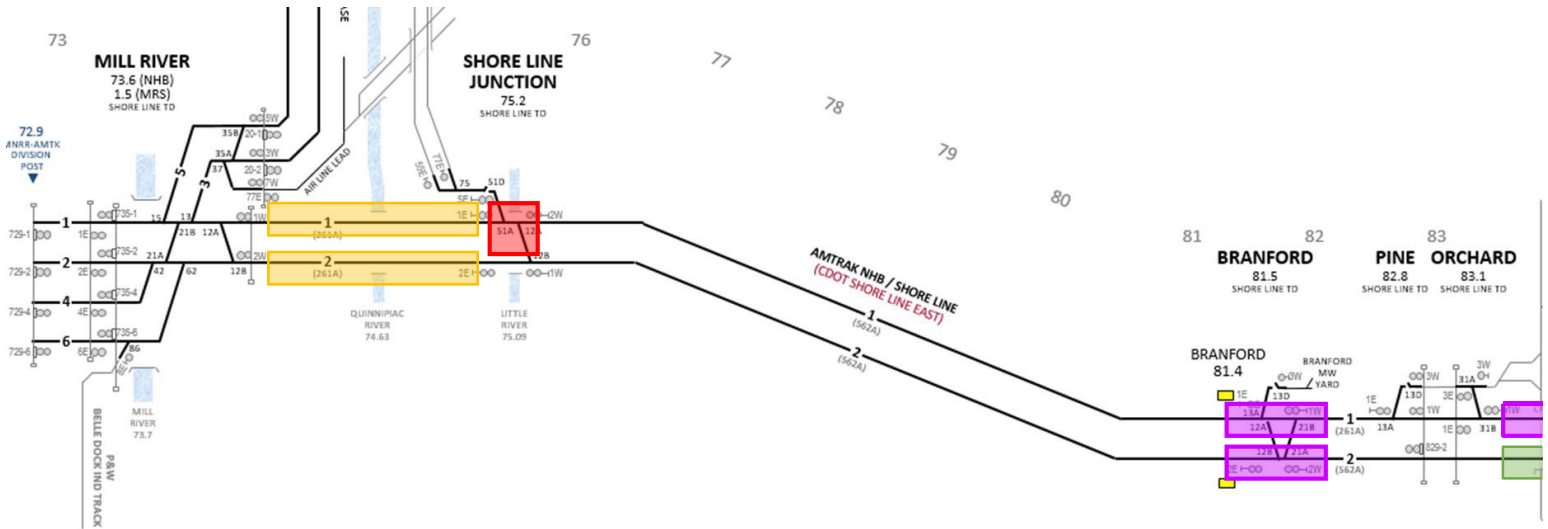
FY 21

FY 22

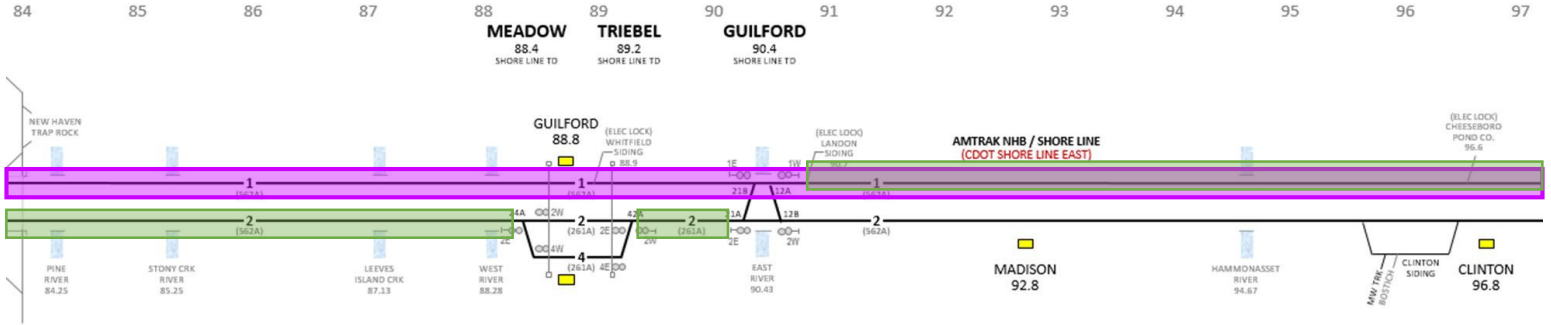
FY 23

FY 24

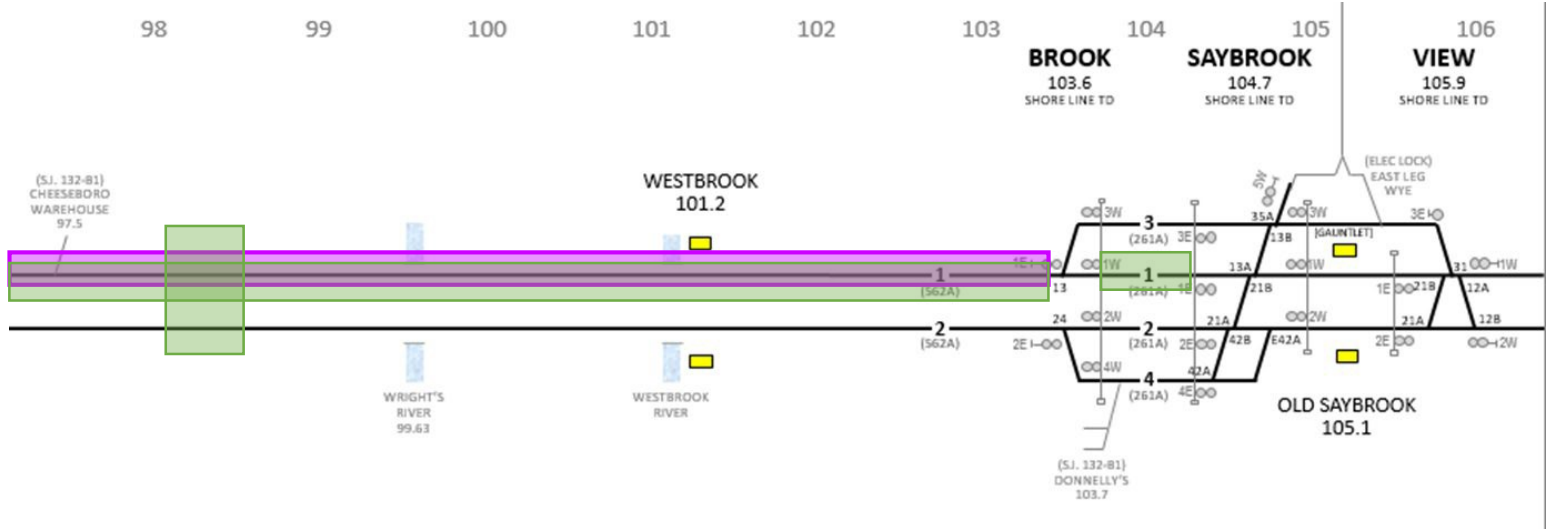
FY 25+



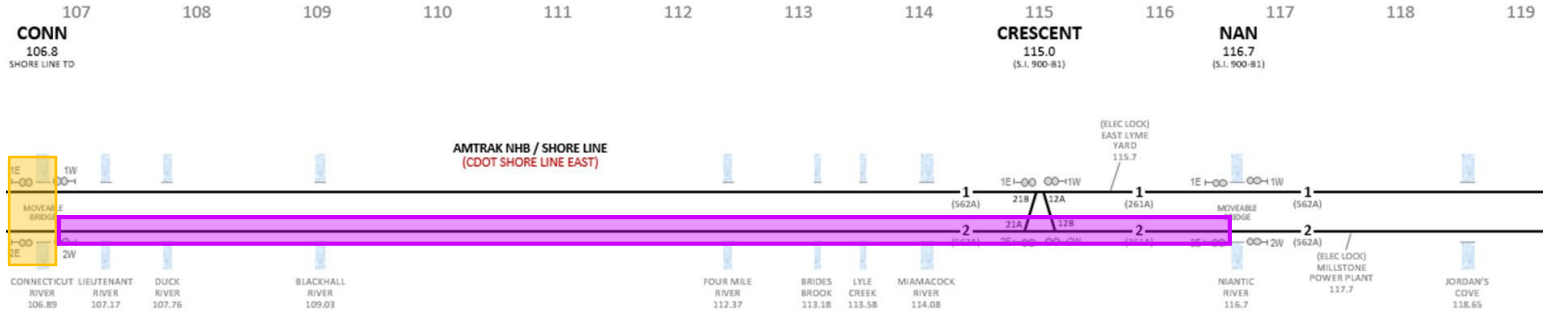
Sub Division	Sponsor	Task Name	Track OOS	MP Start	MP End	Fiscal Year	Resource Names	Turnouts/Sidings
New Haven	Track	Rail Replacement - 24 Strings		74	76	22	NED Track-East	
New Haven	Track	Shoreline Junction Interlocking Install		74.87		21	NED Track West	51TO
Midway	Track	Branford Station Tk 2 Panel Replacement	2	81.4	81.4	25	NED Track Prod.	
Midway	Track	Branford Station Tk 1 Panel Replacement	1	81.4	81.4	25	NED Track Prod.	
Midway	Track	Orchard to Brook TK 1 TLS	1	83.18	103.6	25	TLS	
Midway	Track	Orchard to Meadow TK 2 UNDR	2	85.5	85.8	23	Spot Undercutting	



Sub Division	Sponsor	Task Name	Track OOS	MP Start	MP End	Fiscal Year	Resource Names
Midway	Track	Orchard to Brook TK 1 TLS	1	83.18	103.6	25	TLS
Midway	Track	Orchard to Meadow TK 2 UNDR	2	85.5	85.8	23	Undercutting
Midway	Track	Triebel to Guilford TK 2 UNDR	2	89.4	89.6	23	Undercutting



Sub Division	Sponsor	Task Name	Track OOS	MP Start	MP End	Fiscal Year	Resource Names	Turnouts/Sidings
Midway	Track	Orchard to Brook TK 1 TLS	1	83.18	103.6	25	TLS	
Midway	Track	Fitter Interlocking Track 1 Shift	1	98.1	98.1	23	NED Track Prod.	
Midway	Track	Fitter (Clinton, CT) Interlocking Install		98.1	98.1	23	SES	21 B XO, 12 AXO
Midway	Track	Fitter Interlocking Track 2 Shift	2	98.1	98.1	23	NED Track Prod.	
Midway	Track	Brook to Guilford TK 1 UNDR	1	103.6	90.8	23	Undercutting	
Midway	Track	Saybrook to Brook TK 1 UNDR	1	104.7	103.6	23	Undercutting	



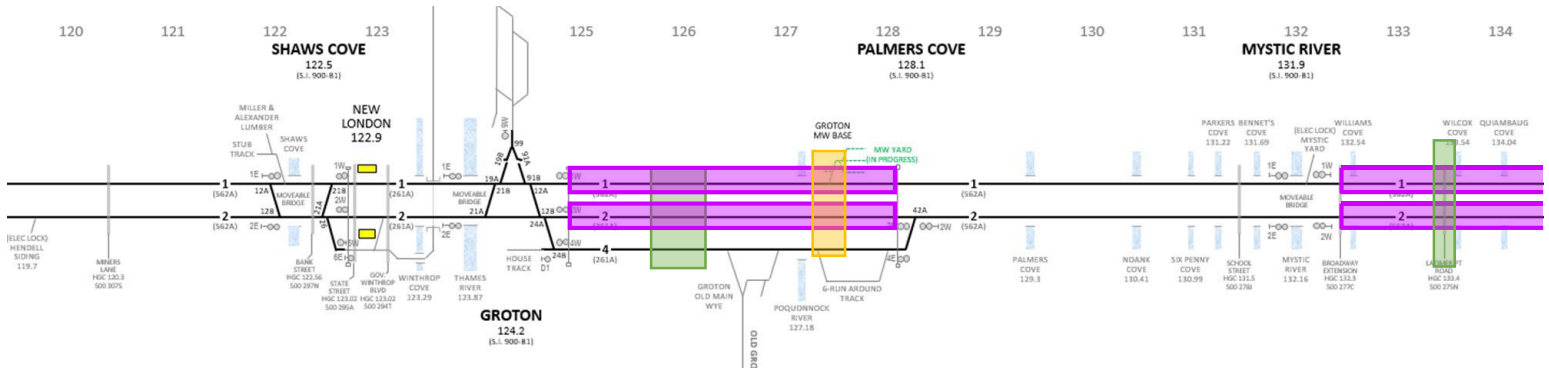
Sub Division	Sponsor	Task Name	Track OOS	MP Start	MP End	Fiscal Year	Resource Names
Midway	BB	CT 106.89 Bridge Timber Replacement	1	106.9	106.9	22	NED BB Prod.
Midway	Track	Conn to Nan Tk 2 TLS	2	106.95	116.6	26	TLS



# Engineering New Haven to Boston SOGR 5 Year Plan

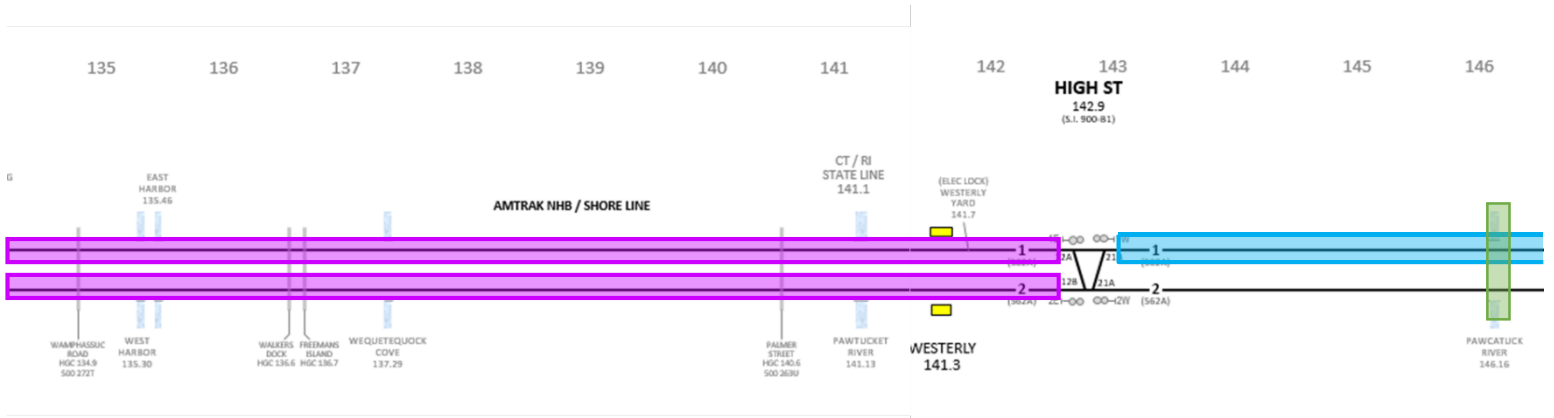
## Shaws Cove to Mystic River NHB MP 120 - 134

BCC 4



Sub Division	Sponsor	Task Name	Track OOS	MP Start	MP End	Fiscal Year	Resource Names
Midway		New Veltri (Mystic, CT) Interlocking Install		123.6	143.1	23	SES
Midway	Track	Groton to Palmers Cove TK 1 TLS	1	124.58	128.1	26	TLS
Midway	Track	Groton to Palmers Cove TK 2 TLS	2	124.58	128.1	26	TLS
Midway	BB	CT 127.22 Ballast Deck Conversion	4	127.2	127.2	22	NED BB Prod.
Midway	BB	CT 127.40 Ballast Deck Conversion	4	127.4	127.4	22	NED BB Prod.
Midway	Track	Palmers Cove to Mystic River TK 1 TLS	1	128.15	131.8	26	TLS
Midway	Track	Palmers Cove to Mystic River TK 2 TLS	2	128.15	131.8	26	TLS
Midway	Track	Mystic River to High ST TK 1 TLS	1	132.11	142.7	26	TLS
Midway	Track	Mystic River to High ST TK 2 TLS	2	132.11	142.7	26	TLS
Midway	Track	Latimer Point Road Grade Crossing	2	133.4	133.4	23	NED Track West
Midway	Track	Latimer Point Road Grade Crossing	1	133.4	133.4	23	NED Track West



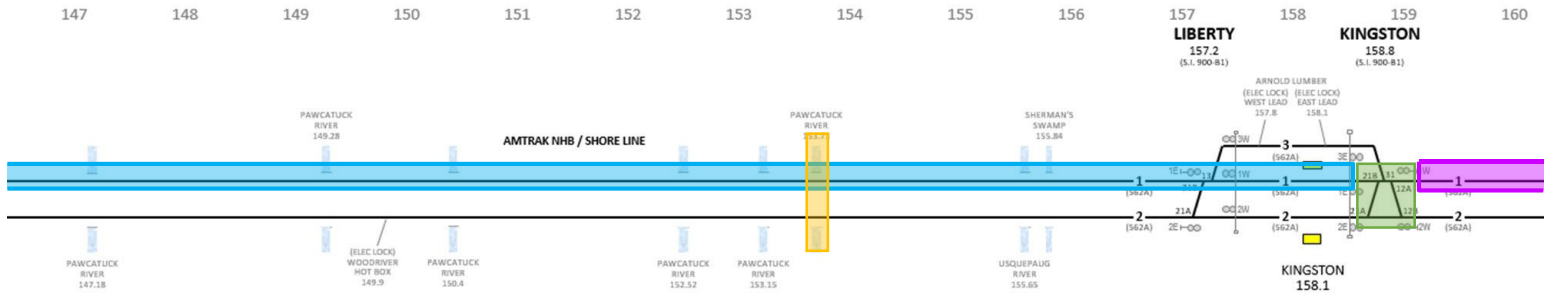


Sub Division	Sponsor	Task Name	Track OOS	MP Start	MP End	Fiscal Year	Resource Names
Midway	Track	Mystic River to High ST TK 1 TLS	1	132.11	142.7	26	TLS
Midway	Track	Mystic River to High ST TK 2 TLS	2	132.11	142.7	26	TLS
Midway	Track	High ST to Liberty TK 1 TLS	1	143.12	157.2	24	TLS
Midway	Construction	RI 146.39 Bridge Replacement	1	146.4	146.4	23	Contractor
Midway	Construction	RI 146.39 Bridge Replacement	2	146.4	146.4	23	Contractor

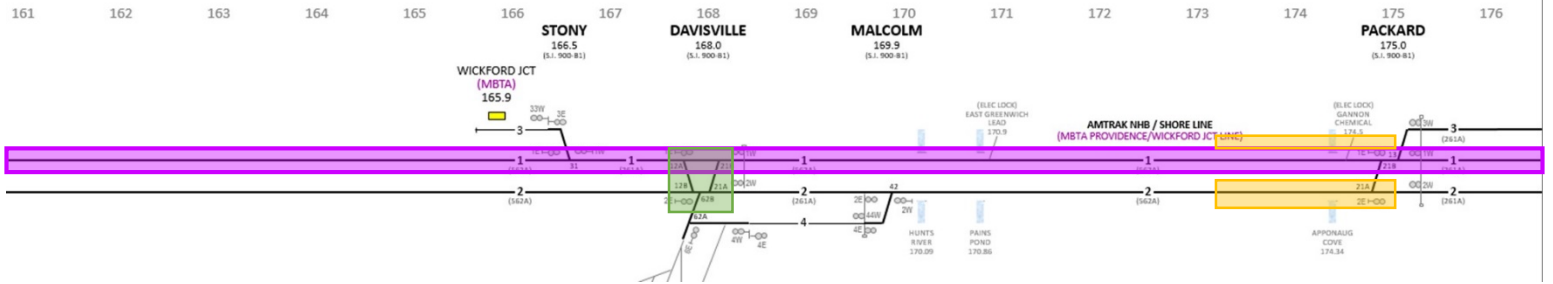


Engineering New Haven to Boston SOGR 5 Year Plan  
 Liberty to Kingston NHB MP 147 - 160

BCC 4



Sub Division	Sponsor	Task Name	Track OOS	MP Start	MP End	Fiscal Year	Resource Names	Turnouts/Sidings
Midway	Track	High ST to Liberty TK 1 TLS	1	143.12	157.2	24	TLS	
Midway	BB	RI 153.93 Ballast Deck Conversion	1	153.9	153.9	22	NED BB Prod.	
Midway	BB	RI 153.93 Ballast Deck Conversion	2	153.9	153.9	22	NED BB Prod.	
Midway	Track	Liberty to Kingston TK 1 TLS	1	157.2	159	24	TLS	
Providence		Kingston Interlocking Install		158.5	159	23	SES	12XO, 21XO
Providence	Track	Kingston to Davisville TK 1 TLS	1	159.01	167.8	25	TLS	



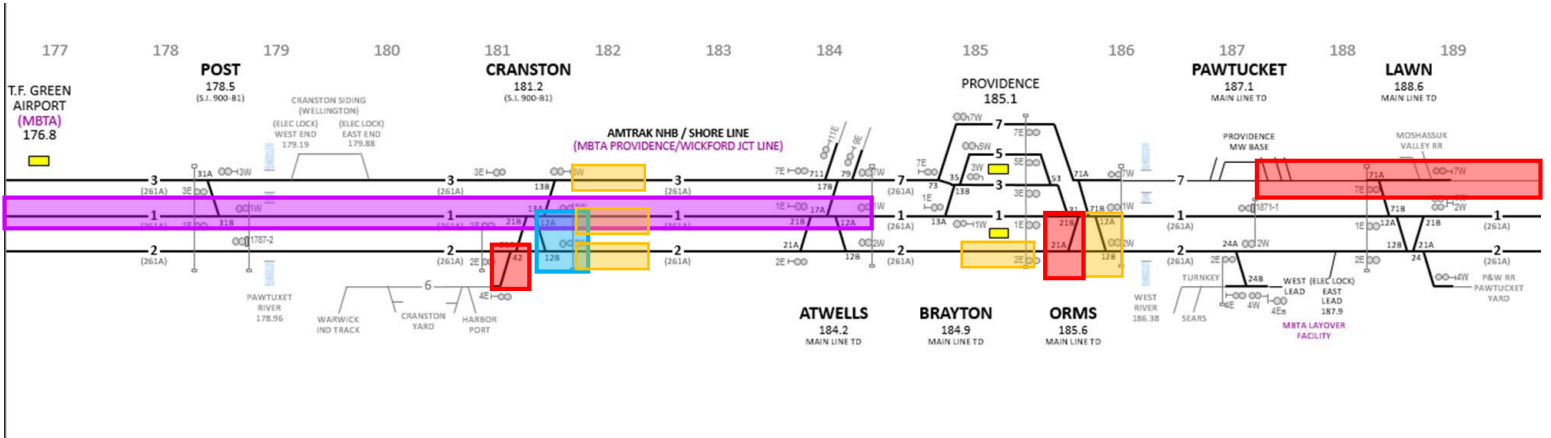
Sub Division	Sponsor	Task Name	Track OOS	MP Start	MP End	Fiscal Year	Resource Names	Turnouts/Sidings
Providence	Track	Kingston to Davisville TK 1 TLS	1	159.01	167.8	25	TLS	
Providence	Track	Davisville to Packard TK 1 TLS	1	167.79	174.9	25	TLS	
Providence	Track	Davisville Interlocking Install		167.8	168.3	23	SES	12XO, 21XO
Providence	Track	Packard to Atwells TK 1 TLS	1	175.13	184.1	25	TLS	
Providence	Track	Rail Replacement - 3 Strings	1 & 2	173	174	22	NED Track-East	
Providence	Track	Rail Replacement - 3 Strings	1 & 2	174	175	22	NED Track-East	



# Engineering New Haven to Boston SOGR 5 Year Plan

Post to Lawn NHB MP 177 - 189

BCC 3



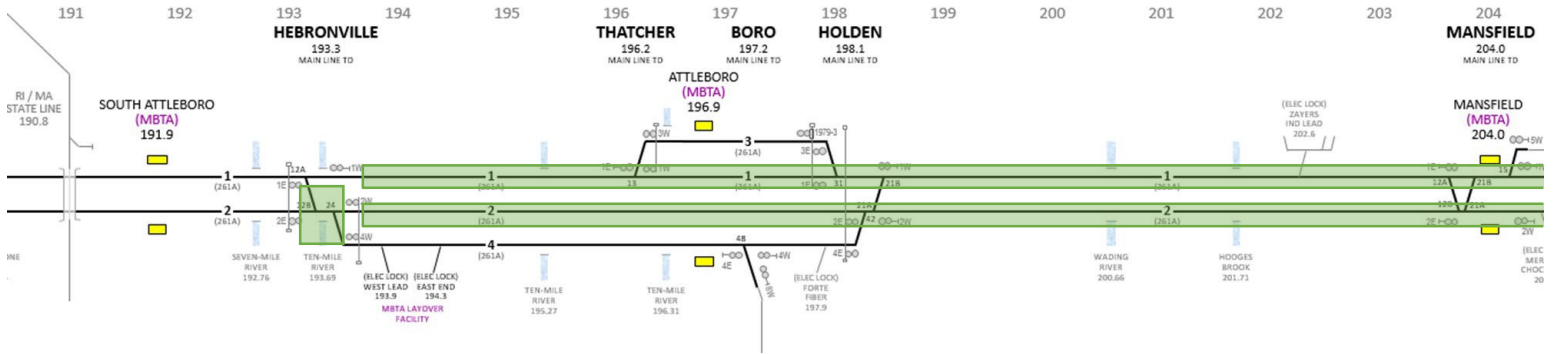
Sub Division	Sponsor	Task Name	Track OOS	MP Start	MP End	Fiscal Year	Resource Names	Turnouts/Sidings
Providence	Track	Packard to Atwells TK 1 TLS	1	175.13	184.1	25	TLS	
Providence	Track	Cranston Interlocking Install		180.6		24	NED Track-East	12XO
Providence	Track	Cranston Interlocking Install		181.2		21	NED Track-East	42TO
Providence	Track	Rail Replacement - 4 Strings	1, 2, 3	182	182	22	NED Track-East	
Providence	Track	Orms Interlocking Install		185.36		21	NED Track-East	21XO
Providence	Track	Orms Interlocking Install		185.4	186	22	NED Track-East	12B, 12A
Providence	Track	Rail Replacement - 4 Strings	1, 2, 3, 5	185.8	185.8	22	NED Track-East	
Providence	Track	Rail Replacement - 4 Strings	1 & 2	186.1	186.1	22	NED Track-East	
Providence	Track	New Pawtucket Station Track 7 Shift	7	188.9	189.3	21	NED Track-East	
Providence	Track	New Pawtucket Station Track 7 Shift	7	188.9	189.3	21	NED Track-East	
Providence	Track	New Pawtucket Station Track 7 Shift	7	188.9	189.3	21	NED Track-East	
Providence	Track	New Pawtucket Station Track 7 Shift	7	188.9	189.3	21	NED Track-East	



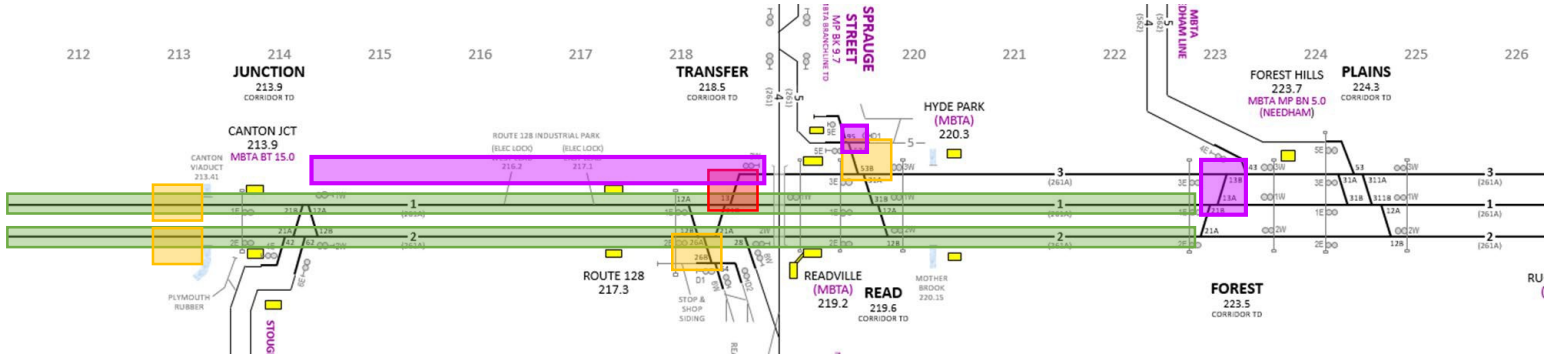
# Engineering New Haven to Boston SOGR 5 Year Plan

## Hebronville to Mansfield NHB MP 191 - 204

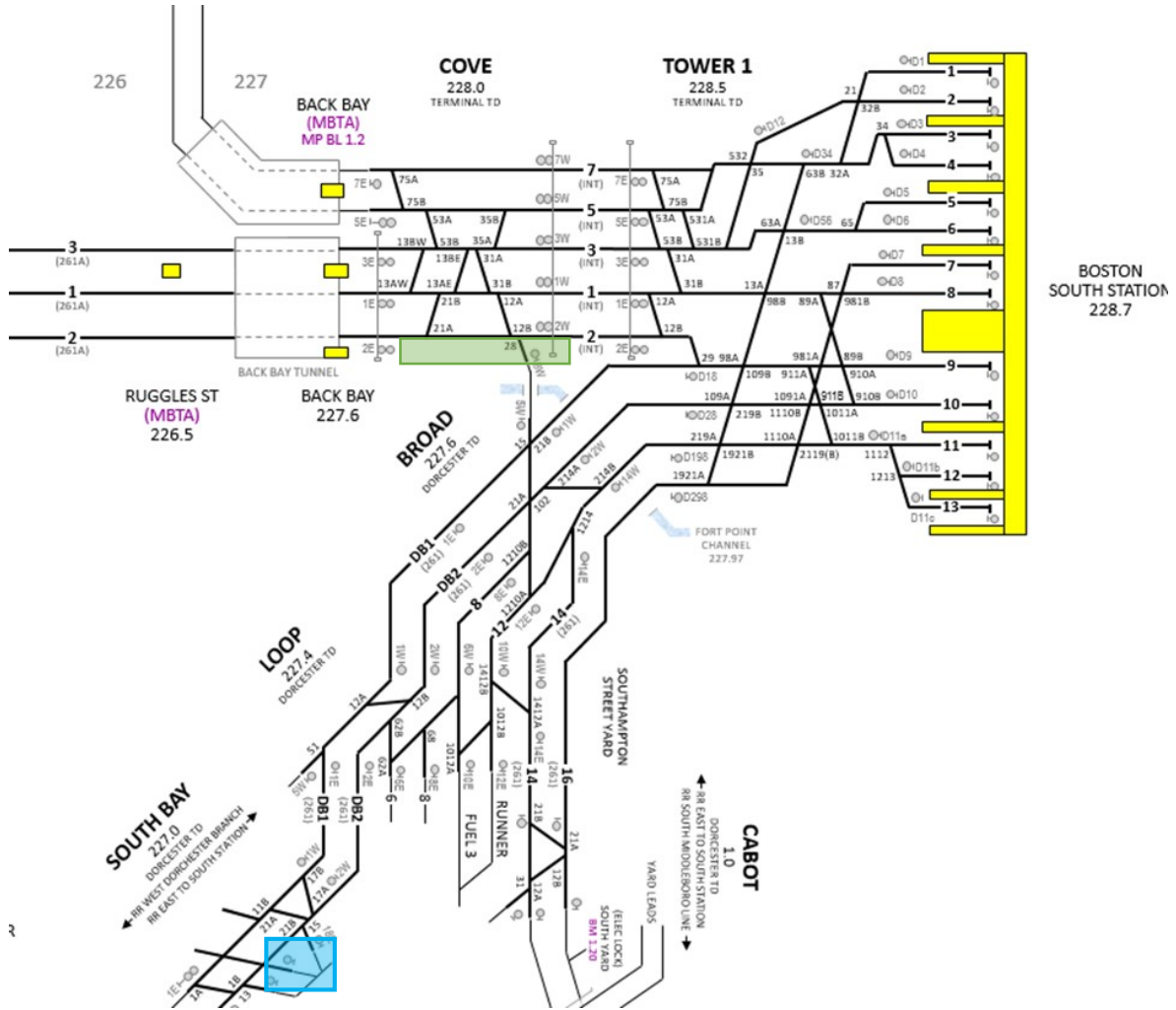
BCC  
2/1



Sub Division	Sponsor	Task Name	Track OOS	MP Start	MP End	Fiscal Year	Resource Names	Turnouts/Sidings
Providence	Track	Hebronville Interlocking Install		193.3	193.7	23	SES	24 TO
Providence	Track	Hebronville to Forest Tk 1 TLS	1	193.68	223.4	23	TLS	
Providence	Track	Hebronville to Forest Tk 2 TLS	2	193.68	223.4	23	TLS	



Sub Division	Sponsor	Task Name	Track OOS	MP Start	MP End	Fiscal Year	Resource Names	Turnouts/Sidings
Providence	Track	Hebronville to Forest Tk 1 TLS	1	193.68	223.4	23	TLS	
Providence	Track	Hebronville to Forest Tk 2 TLS	2	193.68	223.4	23	TLS	
Boston	Track	Rail Replacement - 4 Strings	1 & 2	213		22	NED Track-East	
Providence	Track	Transfer Interlocking Install		218.2	219.2	22	NED Track West	26A
Boston	Track	Transfer Interlocking Install	7	218.5		21	NED Track-East	13TO
Boston	Track	Track 3 Extension between Transfer & Junction Interlocking	3	218.2		25	NED Track-East	
Boston	Track	Read Interlocking Install		219.4	219.7	22	NED Track-East	53B, 53A
Boston	Track	Read Interlocking Install		219.44		25	NED Track-East	95 TO
Boston	Track	Forest Interlocking Install		224.3		25	NED Track-East	13XO



Sub Division	Sponsor	Task Name	Track OOS	MP Start	MP End	Fiscal Year	Resource Names	Turnouts/Sidings
Boston	Track	Cove Interlocking 1000' Rail Replacement	2	227.7	228.4	23	NED Track-East	
Boston	Track	South Bay Interlocking Install		227.7		24		21XO
Boston	Construction	Hines Development Overbuild	7, 8	228.7	228.7	21	NED Track-East	
Boston	Construction	Hines Development Overbuild	8, 20	228.7	228.7	21	NED Track-East	
Boston	Construction	Hines Development Overbuild	11, 12	228.7	228.7	21	NED Track-East	
Boston	Track	Tower 1 Interlocking Installs		228.5	228.5	TBD	TBD	ALL
Boston	Track	Cove Interlocking Installs		228	228	TBD	TBD	ALL



**National Railroad  
Passenger Corporation**  
1 Massachusetts Avenue NW  
Washington, DC 20001  
**Amtrak.com**